










| LOT | QTY | DESCRIPTION | NOTE |
|-----|-----|---|------|
| 1 | | WITHDRAWN | |
| 2 | | 2 x A-FRAME SIGNS 1000 x 600mm | |
| | |  | |
| 3 | | 2 x MARBLE DISPLAY STANDS & CONTENTS | |
| | |  | |
| 4 | | 2 x MARBLE DISPLAY STANDS & CONTENTS | |
| | |  | |
| 5 | | 3 x LAMINATE DISPLAY PANELS & SAMPLES | |
| | |  | |
| 6 | | 5 x LAMINATE DISPLAY PANELS & SAMPLES | |
| | |  | |
| 7 | | 4 SIDED ROTARY MARBLE DISPLAY STAND | |
| | |  | |

| LOT | QTY | DESCRIPTION | NOTE |
|-----|-----|---|--|
| 8 | |  | METAL DOOR HANDLE DISPLAY BOARD, CASTELLA, EUROFIT, HALLIDAY |
| 9 | |  | 6 x METAL DOOR HANDLE DISPLAY BOARDS |
| 10 | |  | VIEWSONIC PC MONITOR, 20" (50cm), KEYBOARD, MOUSE & CANON PIXMA PRINTER MG3260 RADIO, 2 X OFFICE CHAIRS. |
| 11 | |  | SAMSUNG FRIDGE FREEZER MOD: SE-21NME 210 LITRE. WORKING OK. |
| 12 | |  | TOASTER, SANDWICH PRESS, KETTLE, PLATES, CUPS, ETC CONTENTS OF KITCHEN CUPBOARDS |
| 13 | |  | ASSORTED PRODUCT DISPLAY BOARDS & SAMPLES |
| 14 | |  | 4 x BLACK VINYL & CHROME FRAME VISITORS CHAIRS |
| 15 | |  | 3 x MATCHING TIMBER LAMINATE CUPBOARDS & DRAWER UNITS, 2 @ 900 (W) x 1000 (H) x 500mm (D) & 1 @ 1200 (W) x 1000 (H) x 500mm (D) |

| LOT | QTY | DESCRIPTION | NOTE |
|-----|-----|-------------|------|
|-----|-----|-------------|------|

UPSTAIRS

16 WITHDRAWN

17 4 x VISITORS CHAIRS, VINYL & CHROME FRAME, 1500 x 900mm, GLASS TOP CHROME LEG TABLE, GAS LIFT OFFICE CHAIR & HAIER BAR FRIDGE



18 CORNER OFFICE CUPBOARD, DRAWER & SHELF UNIT, 3000 x 2300mm, MODULAR, LAMINATE & TIMBER FINISH WITH MATCHING CUPBOARD & SHELF UNIT, 1800 (L) x 2300 (H) x 500mm (D)



19 WITHDRAWN

20 WITHDRAWN

21 EPSON WORKFORCE WF-7610 MFC



22 LARGE LAMINATE DESK, WHITE, 1340 x 1340mm, GAS LIFT OFFICE CHAIR, 2 x CLOTH VISITORS CHAIRS & SIDE STORAGE SHELF, 2 TIER



23 SAMSUNG P/C MONITOR, 22" (55cm), KEYBOARD & CANON PIXMA PRINTER MOD: IX-6860 & RADIO CASSETTE PLAYER
















24 PORTABLE A/C UNIT, OLYMPIA SPLENDID 240V
















25 MICROWAVE, SAMSUNG 850w, GRILL/HOT PLATE, MAXCOM, 240V, 2 x WHITE CUPBOARDS, 1800 x 600mm & 900 x 900mm



| LOT | QTY | DESCRIPTION | NOTE |
|-----|-----|--|------|
| 26 | |  TV CABINET, GLOSS BLACK, 4 DRAWER, 1560 (L) x 500 (W) x 700mm (H) & 2 x LOWLINE STORAGE UNITS, 600 x 600mm | |
| 27 | |  3 x SHELF UNITS & CONTENTS, 1 @ 2400 x 550mm & 2 @ 2400 x 1100mm, ASSORTED HARDWARE & CUPBOARD FITTINGS, DUCTING, RUBBISH BINS, | |
| 28 | |  4 BURNER BBQ, JACKEROO LPG | |
| 29 | |  DUST EXTRACTOR, LEDACRAFT MOD: RDC2200/500 TWIN BAG 415V 2800m3/HOUR MOBILE | |
| 30 | |  EDGE BANDER, KDT MOD: KE-365M DELTA TOUCH SCREEN CONTROL 10-16mm PANEL EDGE THICKNESS: 0.4-3mm DOM: 11/2019 LARGE QUANTITY EDGING & CABINETS | |
| 31 | |  SLIDE COMPOUND SAW, MAKITA DXT LS1216 240V | |
| 32 | |  SLIDE COMPOUND SAW, RYOBI MOD: RMF254DB 240V ON STAND | |
| 33 | |  ROTARY/HAMMER/CHISEL/DRILL, OZITO MOD: RD6100 QUICK RELEASE BITS, IN CASE & HAMMER DRILL, GMC REVERSIBLE IN CASE | |

| LOT | QTY | DESCRIPTION | NOTE |
|-----|-----|--|------|
| 34 | |  PLANER, MAKITA MOD: KP0800 82mm, 240V IN CASE | |
| 35 | |  MULTI TOOL, BOSCH PME-190E 240V IN CASE | |
| 36 | |  JIGSAW, BOSCH MOD: GST-60-TBAE 240V IN CASE | |
| 37 | |  2 x HP SPRAY GUNS, ADJUSTABLE STANDS, GYPRO POLES, ADJUSTABLE, SHELF UNIT, 1500 x 1500mm, TABLE, 1500 x 750mm & MOBILE CUPBOARD, 800 x 560mm CONTENTS PIGEON HOLE SHELF | |
| 38 | |  WITHDRAWN | |
| 39 | |  BLUM MINI PRESS PRO MULTI BORER, MOD: MINI PRESS PRO S/NO: KC02761 DOM: 2019 WITH BENCH & ACCESSORY RACK NOT INCLUDING CONTENTS | |
| 40 | |  LARGE QUANTITY HINGES & SLIDES, COMPLETE CONTENTS OF CUPBOARD | |
| 41 | |  PANEL SAW, KDT MOD: KS-138K DOM: 2020 WEINVIEW TOUCH SCREEN CAP: 3.72m x 80mm THICK 7.2kw, 415V WITH 2 x WORK TABLES | |








| LOT | QTY | DESCRIPTION | NOTE |
|-----|-----|--|------|
| 42 | |  <p>PANEL SAW, CASADEI MOD: KS-130 DOM: 1994 7.8kw, 415V & SCRIBE BLADE WITH 2 x WORK TABLES MADE IN ITALY</p> | |
| 43 | |  <p>2015 FUSO CANTER PANTEC TRUCK REG: S672 CNS VIN: JLFFEB21EOLJ20471 ODO: 156,933kms SHOWING GVM: 4,500kg GCM: 8 TONNE AUTOMATIC TRANSMISSION, 3 SEAT, MOD: FEB21ER3SFAC 4.2 (L) x 2.3m (W) INSIDE DHOLLANDIA TAILGATE TOUCH SCREEN NOT OPERATIONAL</p> | |
| 44 | |  <p>FORKLIFT, HYSTER MOD: HS.5TX-EL 2 STAGE MAST & SIDESHIFT LPG, SOLID TYRES GOOD SEAT & SEAT BELT HOURS: 11,017 REPAINT DOM: 2006 LIGHTS, MIRRORS S/NO: B466R01768D</p> | |
| 45 | |  <p>2000 HOLDEN RODEO LX UTE REG: XUF 728 VIN: JAATFR25HX7111726 ODO: 285,738kms SHOWING V6, AUTOMATIC TRANSMISSION, PETROL/LPG, AIR CON, ROOF RACKS, TOW BAR, FLEXIGLASS CANOPY, RHS DENTS, CRACKED WINDSHIELD, BUYER PLEASE INSPECT</p> | |
| 46 | |  <p>HOLDEN RODEO ENGINE, V6 PETROL COMPLETE</p> | |
| 47 | |  <p>PAIR FORKLIFT EXTENSIONS, CAM ATTACHMENTS MOD: ZTF2-18 MAX LOAD: 3,750kg 600mm LC 1800mm (L)</p> | |
| 48 | |  <p>WET/DRY VACUUM, KARCHER MOD: WD2 PREMIUM 240V</p> | |

| LOT | QTY | DESCRIPTION | NOTE |
|-----|---|--|------|
| 49 |  | ALUMINIUM STEP LADDER, RHINO 3' (900mm) 150kg RATED | |
| 50 |  | ALUMINIUM STEP LADDER, RHINO 3' (900mm) 150kg RATED | |
| 51 |  | ALUMINIUM STEP LADDER, RHINO 2100mm 150kg RATED | |
| 52 |  | PAIR SACK TRUCKS, PNEUMATIC TYRES | |
| 53 |  | 4 x COLLAPSIBLE WORK HORSES | |
| 54 |  | 4 x SOFT FINISH CABINET MAKERS TROLLEYS, 1m (L) x 820 (W) x 750mm (H) | |









| LOT | QTY | DESCRIPTION | NOTE |
|-----|---|--|------|
| 55 |  | 4 x SOFT FINISH CABINET MAKERS TROLLEYS, 1m (L) x 820 (W) x 750mm (H) | |
| 56 |  | 2 x STEEL WORK TROLLEYS, 100 (L) x 600 (W) x 700mm (H), 2 TIER | |
| 57 |  | WITHDRAWN | |
| 58 |  | MINI VAC, VICTA 1200 SERIES 240V | |
| 59 |  | VAC & BLOW, VICTA MINI VAC 240V | |
| 60 |  | VAC & BLOW, VICTA MINI VAC 240V | |
| 61 |  | WITHDRAWN | |

| LOT | QTY | DESCRIPTION | NOTE |
|-----|-----|---|--|
| 62 | |  | EURO CERAMIC HOT PLATE, ITALY PVC4H AS NEW |
| 62a | |  | COOKTOP, SMEG COLL230816 5 BURNER, STAINLESS STEEL, 240V/GAS |
| 62b | |  | ELECTRIC OVEN, KLEENMAID MOD: T022 UNUSED DISPLAY UNIT |
| 63 | |  | WITHDRAWN |
| 64 | | | WITHDRAWN |
| 65 | |  | WITHDRAWN |
| 66 | | | WITHDRAWN |
| 67 | | | WITHDRAWN |
| 68 | |  | 3 x PNEUMATIC STAPLE GUNS, AIRWAVE, SCA & OZITO |

| LOT | QTY | DESCRIPTION | NOTE |
|-----|---|--|------|
| 69 |  | 5 x SASH CLAMPS, 1800mm | |
| 70 |  | 2 x F-CLAMPS, 3 x IRWIN QUICK ACTION CLAMPS, 2 x APPLICATOR GUNS & VARIOUS SEALANTS | |
| 71 |  | 70 (APPROX) x ROUTER BITS | |
| 72 |  | ASSORTED MAKITA CORDLESS POWER TOOLS INCLUDING 3 x DRILLS, 1 x LIGHT & 4 x CHARGERS | |
| 73 |  | HITACHI CORDLESS POWER TOOLS INCLUDING TEK GUN & DRILL, CHARGER, 2 x BATTERIES & DRIVE BITS | |
| 74 |  | 2 x SUTTON HOLE SAW SETS | |
| 75 |  | ASSORTED TOOLS INCLUDING, 2 x LEVELS, CAPPING TOOL, HAMMERS, DRILLS, HEK KEYS, HAND TOOLS, CAP KIT | |

| LOT | QTY | DESCRIPTION | NOTE |
|-----|---|--|------|
| 76 |  | 2 x ROUTERS, COMATIC EDGE HAND TRIMMER & MAKITA ROUTER, 240V | |
| 77 |  | BELT SANDER, MAKITA MOD: 9900B 76mm 240V | |
| 78 |  | PORTABLE EDGE BANDER, COMATIC MOD: AR500 240V IN CASE | |
| 79 |  | PLUNGE ROUTER, MAKITA MOD: RP2301FC WITH ATTACHMENT & JIGSAW, MAKITA UJ0600 240V | |
| 80 |  | LAMINATE TRIMMER, OZITO LTM300 & HEAT GUN, 240V | |
| 81 |  | PAIR ORBITAL SANDERS, MAKITA & RYOBI, 240V | |
| 82 |  | SKILL BUILDER, KREG MOD: K5 IN CASE | |

| LOT | QTY | DESCRIPTION | NOTE |
|-----|-----|---|------|
| 83 | |  <p>BISCUIT CUTTER, RYOBI MOD: EBJ900RK & HAND DRILL, 500w, 240V</p> | |
| 84 | |  <p>ROUTER, AEG MOD: RT1350E 240V</p> | |
| 85 | |  <p>RYOBI CORDLESS POWER TOOLS INCLUDING, PLANER MOD: R18PC, JIGSAW, MOD: R18JS, RIGHT ANGLE DRILL, MOD: R18AD, CHARGER & 2 x BATTERYYS 240V</p> | |
| 86 | |  <p>2 x CABINET MAKERS, FOLD OUT HARDWARE KITS</p> | |
| 87 | |  <p>2 x LEVELS INCLUDING 1 x STEEL SQUARE, 1 x STEEL SQUARE VARIABLE DIGITAL, STANLEY FATMAX LEVEL</p> | |
| 88 | |  <p>PRESSURE POT, 10 LITRE, HOSES & HAND PIECE</p> | |
| 89 | |  <p>2 x TIMBER WORK BENCHES, 2460 (L) x 1200 (W) x 850mm (H) & 2460 (L) x 1200 (W) x 620mm (H)</p> | |

| LOT | QTY | DESCRIPTION | NOTE |
|-----|---|--|------|
| 90 |  | 2 x TIMBER WORK BENCHES, 2400 (L) x 1200 (W) x 850mm (H) | |
| 91 |  | AIR COMPRESSOR, AIRMAC FUSHENG 3 CYLINDER. DOM: 2019 415V, 7.5kw, 40CFM | |
| 92 |  | DUST EXTRACTOR, LEDA TWIN BAG, 415V | |
| 93 |  | DUST EXTRACTOR, LEDA MOD: CP106A SINGLE BAG, 240V DOM: 2007 | |
| 94 |  | LARGE QUANTITY LAMINATE OFFCUTS FULL SHEETS. | |
| 95 |  | LARGE QUANTITY LAMINATE OFFCUTS | |
| 96 |  | SLATE TOP POOL TABLE, 2270 x 1080mm, BASE & TOP SEPARATED FOR TRANSPORT | |
| 97 |  | 2 x PIECES CREAM MARBLE, 1 @ 1200 x 1200mm & 1 @ 2200 x 1000mm APPROX WITH OFFCUTS | |

| LOT | QTY | DESCRIPTION | NOTE |
|-----|---|---|------|
| 98 |  | 2 x FANS, ASSORTED CABINET MAKER HARDWARE, CONTENTS 2 x SHELF UNITS | |
| 99 |  | FRIDGE FREEZER, WESTINGHOUSE 230 LITRE RUNNING OK | |
| 100 |  | BENCHTOP GRINDER/BELT SANDER, OZITO BGBS-240 240V | |
| 101 |  | LARGE QUANTITY DRAWER SLIDES, BLUM & CABINET HARDWARE, INCLUDES CABINETS | |
| 102 |  | 2 x 20 LITRE DRUMS, NEAR FULL BOSTIK AW2701 SUPER CLEAN CONTACT & TAC EDGE BAND CLEANER ON CUPBOARD | |
| 103 |  | LARGE QUANTITY ASSORTED SCREWS & METAL THREADS WITH CABINET | |
| 104 |  | 4 DRAWER UNIT & CONTENTS VARIOUS DOOR HANDLES, APPROX 100 PIECES | |