



LOT	QTY	DESCRIPTION	NOTE
-----	-----	-------------	------

1  DEMAG OVERHEAD TRAVEL CRANE, GIBB & MILLER
TWIN BEAM
3T CAPACITY
DEMAG WIRE ROPE HOIST
PENDANT CONTROL
16m SPAN APPROX
WITH APPROX 40m OF RUNNING RAIL WITH BEAM

(BUYER TO ORGANISE LICENSED TECHNICIAN TO DISCONNECT & REMOVE)









2  GS OVERHEAD TRAVEL CRANE,
SINGLE BEAM
1T CAPACITY
PENDANT CONTROL
4 POST FREESTANDING, BOLT TOGETHER
10m TRAVEL BEAMS
OVERALL HEIGHT: 4m APPROX
WIDTH 11.6m APPROX
BUYER TO ARRANGE DISCONNECTION AND REMOVAL BY LICENCED TECHNICIAN.








3  CAROMA DISPLAY STAND WITH FITTINGS

4  10 x PIECES MIRRORED GLASS
900 x 600mm, 800 x 500mm, ETC

5  DOUBLE SIDED GLASS TROLLEY, PADDED
1000 x 900 x 1500mm (H)

6  MANNEQUIN ON STAND & 2 x PLASTIC MOULDS

LOT	QTY	DESCRIPTION	NOTE
7		 ALLOY UTE SPORTS BAR	
8		 PAIR TENNIS NET POLES	
9		 STEEL SHELVES (DISMANTLED), 2200 x 450mm & 400mm (D) APPROX 30 x SHELVES WITH UPRIGHTS & BACKS 2 x PALLETS	
10		 KINGFISHER DOUBLE SIDED SHOP DISPLAY SHELVES 6 x UPRIGHTS, 1500mm (H) 35 (APPROX) x SHELVES & BRACKETS 2 x PALLETS	
11		 1 BAY PALLET RACKING 2 x UPRIGHTS, 2750mm 6 x BEAMS, 2600mm	
12		 4 x TIMBER A-FRAME FOLDAWAY TRESTLE STANDS, 1200mm	
13		 6 x ASSORTED FRAMED & GLAZED PRINTS & 1 x FRAMED MIRROR	
14		 SCROLL SAW, MS-22 240V WITH MANUAL	

LOT	QTY	DESCRIPTION	NOTE
15		CONWAY ELECTRIC TOILET SEAT SET	
			
16		9 x TUFF TIMBER POST BASES, GALV, 90mm	
			
17		PA SYSTEM INCLUDING SPEAKERS, AMPLIFIERS, MICROPHONE, ETC	
			
18		KEY CUTTER, 240V & ASSORTED BLANKS ON STAND	
			
19		STEEL SHELF UNIT, 3 BAY, 2200 x 900 x 450mm BAY WITH BACKS & SHELVES	
			
20		4 DRAWER, EARLY STEEL FILING CABINET, WORK TABLE, 1500 x 900mm & 2 x DESKS, 1800 x 70m & 1500 x 750mm	
			
21		STEEL FRAME LAYOUT TABLE, PARTICLEBOARD TOP, 2400 x 1200mm	
			
22		7 PIECE VISITORS COUCH	
			

LOT	QTY	DESCRIPTION	NOTE
23		RIGHT ANGLE REDUCTION DRIVE, 1.1kw, 415V & 415V MOTOR & SWITCH	
24		ASSORTED FLURO FITTINGS, 36w/18w 7 x FITTINGS & 20 x TUBES	
25		CRANE SPREADER BAR, 2500mm, CENTRE LIFT POINT NOT RATED	
26		BLOWER, BONAIRE, 240V ON STAND & 400mm EXHAUST FAN	
27		2 x 1000w HALOGEN LIGHTS ON STANDS & 1 x UPRIGHT ENCLOSED FLURO, 36w	
28		GLASS TOP COFFEE TABLE & SMALL GLASS TOP OUTDOOR PATIO TABLE	
29		GOLF BUGGY	

LOT	QTY	DESCRIPTION	NOTE
-----	-----	-------------	------

30



SALTER 20CWT CRANE SCALE
20" FACE

31



14 X CARTONS ASSORTED HARDWARE, VARIOUS SIZE SELF
TAPPING SCREWS

32



POOL TABLE, SLATE TOP
BUMBLE BEE .
7 x 3'6" APPROX
CUES AND STEADYS.
WITH COVER SHEET

33



HAYWARD BAG FILTER,
MOD: FLT4202


34





HAYWARD BAG FILTER,
MOD: FLT4202


LOT	QTY	DESCRIPTION	NOTE
35		HAYWARD BAG FILTER, MOD: FLT4202	
			
36		CUNO STAINLESS STEEL FILTER CASE, 1200 x 200mm	
			
37		ALUMINIUM EXTENSION LADDER, BAILEY MOD: DL2 18/33 5.61m CLOSED 9.88m OPEN	
			
38		TIMBER, SINGLE SIDE A-FRAME STEP LADDER, 2700mm (H) ORNAMENTAL USE ONLY	
			
39		2 & 3 DRAWER STEEL FILING CABINETS & 2 DOOR STORAGE CUPBOARD, LOWLINE	
			
40		DOUBLE SIDED DISPLAY RACK, 3000mm (L), 1500mm (H) MOBILE	
			

LOT	QTY	DESCRIPTION	NOTE
-----	-----	-------------	------

41  3 x SLOTTED ANGLE STOCK RACKS, 2400 (L) x 2200 (H) x 500mm (D)



42  LOWLINE STEEL STOCK CUPBOARD, 1000 (L) x 900 (H) x 470mm (D)

43  SLIDING 2 DOOR GREY STEEL STOCK CUPBOARD, 1800 (L) x 900 (H) x 450mm (D)

44  2 DOOR GREY STEEL STOCK CUPBOARD, 1800 (L) x 900 (H) x 450mm (D)

45  4 DOOR TIMBER STOCK CUPBOARD, 2000 (L) x 800 (H) x 600mm (D)

46  SPORTCRAFT FOLDAWAY TABLE TENNIS TABLE

LOT	QTY	DESCRIPTION	NOTE
47		PRESSURE PUMP, GRUNDFOS 3 PHASE 7.5kw NO: 8581722 415V	
48		4 BAY COMPACTUS, 2100 x 900 x 400mm BAYS 3200mm LONG BASE	
49		SMALL TIMBER DESK, 2 x TIMBER BOOKSHELVES & MIRRORED 6 DRAWER DRESSING TABLE	
50		STEEL PLATFORM, 1700 (H) x 1200 X 1000mm WITH LADDER & HAND RAIL	
51		LOWLINE STEEL STOCK CUPBOARD, 1000 (L) x 900 (H) x 470mm (D)	
52		OLD SCHOOL BELT SANDER WITH SLIDING PRODUCT TABLE 2400 x 1200mm & QUANTITY BELTS & FLAT BELT DRIVE WOOD LATHE 1500 x 400mm	
53		5 x TIMBER WORK FLOOR PLATFORMS, UP TO 4m (L)	

LOT	QTY	DESCRIPTION	NOTE
-----	-----	-------------	------

54



ASSORTED STEEL PRODUCT FRAMES & LIFTING JIGS

55



DUST EXTRACTOR, HANSON, 415V

56




2 x WHITEBOARDS, 1800 x 1200mm

57



9 x PIECES ALUMINIUM SECURITY MESH, 2100 x 250mm APPROX

58




3 x PIECES ALUMINIUM DOOR SECTIONS, 200 x 760mm APPROX

59




15 x SECTIONS CAST ALLOY PANELS, 1100 (H) x VARIOUS WIDTHS


LOT	QTY	DESCRIPTION	NOTE
-----	-----	-------------	------







60  5 x PIECES GLASS SHOWER SCREEN, 1800 x 780mm APPROX

61  18 (APPROX) x PIECES GLASS SHOWER SCREEN, 1830 x 780mm APPROX

62  10mm ETCHED GLASS TABLETOP, 1500 x 900mm

63  24 x PATTERNED GLASS SHOWER SCREENS, 1830 x 800mm

64  18 x PATTERNED GLASS SHOWER SCREENS, 1700 x 700mm

LOT	QTY	DESCRIPTION	NOTE
65		24 x PATTERNED GLASS SHOWER SCREENS, 1700 x 800mm	
			
66		10 x PIECES POLISHED STAINLESS STEEL SHEET, 900 x 450mm	
			
67		APPROX 40 x PIECES TIMBER, INC OREGON & PINE, UP TO 5m & TROLLEY	
			
68		7 x 20 LITRE DRUMS PAINT STRIPPER & NOVAK ROM	
			
69		10 x TIMBER PARTS BINS, 1200 x 800 x 400mm (D), FORKLIFT BASES	
			
70		2 x STEEL MOBILE BINS, 4090 x 400 x 700mm (H)	
			

LOT	QTY	DESCRIPTION	NOTE
-----	-----	-------------	------

71



PALLET RACKING,
4 x UPRIGHTS, 3.6m
8 x BEAMS, 3.1m

72



6 x NEW MIRROR GLASS, APPROX 1500 x 400mm