

LOT	QTY	DESCRIPTION	NOTE
1		<p>TABLE SAW, WOODFAST MODEL: 350 305mm BLADE WITH SPARE NEW BLADE (WILL TAKE UP TO 350mm) ADJUSTABLE GUARD, ADJUSTABLE RIP FENCE 22KW MOTOR, 415V</p>	
2		<p>TABLE SAW, WOODFAST MODEL: 300W ADJUSTABLE RIP FENCE FORK POCKETS, 415V</p>	
3		<p>EDGE TRIMMING MACHINE, BRANDT MOD: F10 EK11 DOM: 1990 WITH END TRIM SAW, 0.37KW ELECTRIC MOTOR, 415V</p>	
4		<p>SLIDING TABLE PANEL SAW, SICAR MOD: SS-32 400mm BLADE, ADJUSTABLE SCORER, TILTING ARBOR 3.5KW MOTOR, 415V WITH OVERHEAD GUARD</p>	
5		<p>LEDA TWIN BAG DUST EXTRACTOR, MOBILE MODEL: CT213 DOM: 2013 3HP, 415V</p>	
6		<p>SURFACE PLANER, DANCKAERT 1800 x 305mm TABLE 2 KNIFE CUTTER HEAD 3HP MOTOR, 415V</p>	

LOT	QTY	DESCRIPTION	NOTE
7			DUST COLLECTOR, CARBATEC MOBILE, SING BAG 1500W MOTOR, 240V
8			DUST COLLECTOR, RAPID MOD: PA8302A 240V
9			DUST COLLECTOR, LEDA 2HP MOTOR, 240V
10			RADIAL ARM SAW, WADKIN BURSGREEN ADJUSTABLE ANGLE, 415V, WITH TRENCHING HEAD
11			MODULAR STORAGE, SHARMAN 2200 x 640 x 1600mm (H)
11a			PAINT GUN & FAST DRYING MACHINE ENAMEL

LOT	QTY	DESCRIPTION	NOTE
-----	-----	-------------	------

12



CARTON ASSORTED FLEXIBLE DUCTING

13



4 x SASH CLAMPS, 900mm & 1300mm

14



MULTI BORER, MASCHINENFABRIK GANNERMAT
 9 SPINDLE LINE BORER WITH STOP SYSTEM
 TYPE: 191M
 DOM: 1985
 0.75KW MOTOR, 415v

15
















MULTI BORER, SCM
 29 SPINDLE HEAD
 MOD: MB29
 HORIZONTAL OR VERTICAL BORING, 415V







16















UP CUT ALLO9Y TABLE SAW, ELUMATEC
 DOM: 2009
 TYPE: TS161/30
 1100W MOTOR, 415V

LOT	QTY	DESCRIPTION	NOTE
16a		 <p>PEGIC MITRE SAW & CONVEYORS, 240V ON STAND WITH IN/ OUT FEED CONVEYORS (3000mm) WITH HEAVY DUTY LENGTH STOP</p>	
16b		 <p>ROBERSTON GLAZING PUTTY 2 x STEEL FRAME & 4 x WHITE WOOD</p>	
17		 <p>MITRE SAW, ELUMATEC TYPE: MGS 72.36 DOMI 1991 415V</p>	
18		 <p>ELUMATEC MMS200 E110 DIGITAL STOP SYSTEM WITH 3000mm ROLLER CONVEYOR 3100mm (L) WITH DIGITAL DISPLAY</p>	
19		 <p>UNIVERSAL LINISHER, WOODFAST MOD: 150/ 350 150mm BELT & 350mm DISC 250V, 10 AMP PLUG</p>	
20		 <p>FORKLIFT, MITSUBISHI MOD: FG30NT DOM: 2006 HOURS: 1379 SHOWING 3 TONNE CAPACITY SIDE SHIFT & BLADE POSITIONER 2800mm (H) MAST, SINGLE STAGE LPG, PNEUMATIC TYRES RECENTLY SERVICED BY THE AGENT - MLA HOLDINGS</p>	

LOT	QTY	DESCRIPTION	NOTE
20a		FORK EXTENSIONS	
			
21		SLIDING TABLE SAW, LEDA PRIMA 28 MOD: MJ6128TZ 415V MISSING MOUNTING BLOCK FOR RIVING KNIFE	
			
22		PALLET OF ASSORTED ELECTRICAL COMPONENTS	
			
23		CIRCULAR SAW, MAKITA MOD: 5900B 235mm, 240V	
			
24		5 x 415V EXTENSION CABLES	
			
25		ASSORTED SPINDLE MOULDER TOOLING	
			
26		2 x TUBS ASSORTED MORTISE CHAINS, BARS & CHISELS MANY OF THE CHAINS ARE NEW IN PACKAGING 1/4", 3/8", 1/2" ETC	
			


LOT	QTY	DESCRIPTION	NOTE
27		HEAVY DUTY MACHINE STAND 700 x 420 x 900mm (H)	
			
28		UP CUT SAW, TRONZADORAS MOD: TL-302M DOM: 2017 300mm BLADE WITH MANUAL CLAMPING & LUBRICATION 240V 10 AMP AS NEW IN CRATE DISPLAY MODEL PHOTO	
			
29		UP CUT SAW, TRONZADORAS MOD: TL-302M DOM: 2017 300mm BLADE WITH MANUAL CLAMPING & LUBRICATION 240V 10 AMP AS NEW IN CRATE DISPLAY MODEL PHOTO	
			
29a		UP CUT SAW, TRANZADORAS MOD: TL-302SA DOM: 2017 300mm BLADE WITH PNEUMATIC CLAMPING & LUBRICATION 240V 10 AMP DEMO MACHINE ON BENCH	
			
30		ASSORTED MACHINE PARTS CASADEI RIP FENCE COMPLETE, WOODFAST RIP FENCE & OVER HEAD GUARD, RADIAL ARM SAW RETURN SPRINGS, BAND SAW FENCE, MITRE GUAGES (TABLE LOT)	
			
31		RADIAL ARM SAW, MAGGI JUNIOR 640 WITH STAND (MISSING MOTOR ASSEMBLY)	
			

LOT	QTY	DESCRIPTION	NOTE
32		ASSORTED BUZZER PLANER BLADES	
33		6 x RIP SAW BLADES, YANS 300mm (NEW)	
34		MODULAR STORAGE SHELF, SHARMAN 1410 x 390 x 1800mm	
34a		PANHANS MAGNETIC KNIFE SETTING JIGS	
34b		ASSORTED MACHINE HANDLES, KNOBS & KIPP HANDLES	
34c		BANDSAW GUIDES & BRACKETS	
34d		TIE DOWN STRAPS	

LOT	QTY	DESCRIPTION	NOTE
35		3 x DOCKING SAW BLADES, 450mm	
36		9 x PANEL SAW BLADES, ASSORTED SIZES	
37		4 x RIP SAW BLADES, UPTO 440mm	
38		8 x ALLOY BLADES, ASSORTED	
39		9 x SCORING SAW BLADES, ASSORTED	
40		2 x ALLOY LENGTH STOPS 2500mm & 1800mm	

LOT	QTY	DESCRIPTION	NOTE
-----	-----	-------------	------

41




PEDESTAL FAN, TQ, 750mm, 240V

42



FILING CABINET, 3 DRAWER, GODFREY

43



2 x OIL HEATERS, 240V

44







EXTENSION LADDER, LADDERMAX
3m TO 5.1m, 120KG RATED

45



STEEL LOCKER, 2 DOOR, 1700mm (H)
WITH MOP BUCKET & MOP

LOT	QTY	DESCRIPTION	NOTE
46		DYSON VAC, MOD: DC41, 240V	
			
47		FRIDGE FREEZER, LG 2 DOOR MOD: GB-455PL 454 LITRE WITH BOOKS	
			
48		OFFICE FURNITURE, INCL 2 DOOR STORAGE CABINET 2 DOOR CREDENZA STORAGE UNIT DESK WITH RETURN, GAS LIFT CHAIR CIRCLUAR MEETING TABLE WITH 2 CHAIRS	
			
49		STEEL FILING CABINET, 4 DRAWER	
			
50		BOX TRAILER, SINGLE AXLE REG: TWD 956 1870 x 1300mm 50mm COUPLER NOTE: NOT REGISTERED SINCE FEB 2024, BUT WITH REG PAPERS	
		