













| LOT | QTY | DESCRIPTION | NOTE |
|-----|---|--|------|
| 1 |  | FOOD GRADE STAINLESS STEEL EURO TUBS, MOBILE, 200L CAP, ROLLED EDGES, HEAVY DUTY SOLID WHEELS, INTERNAL DIMESNIONS: 620 x 620 x 500mm | |
| 2 |  | FOOD GRADE STAINLESS STEEL EURO TUBS, MOBILE, 200L CAP, ROLLED EDGES, HEAVY DUTY SOLID WHEELS, INTERNAL DIMESNIONS: 620 x 620 x 500mm | |
| 3 |  | FOOD GRADE STAINLESS STEEL EURO TUBS, MOBILE, 200L CAP, ROLLED EDGES, HEAVY DUTY SOLID WHEELS, INTERNAL DIMESNIONS: 620 x 620 x 500mm | |
| 4 |  | FOOD GRADE STAINLESS STEEL EURO TUBS, MOBILE, 200L CAP, ROLLED EDGES, HEAVY DUTY SOLID WHEELS, INTERNAL DIMESNIONS: 620 x 620 x 500mm | |
| 5 |  | FOOD GRADE STAINLESS STEEL EURO TUBS, MOBILE, 200L CAP, ROLLED EDGES, HEAVY DUTY SOLID WHEELS, INTERNAL DIMESNIONS: 620 x 620 x 500mm | |
| 6 |  | FOOD GRADE STAINLESS STEEL EURO TUBS, MOBILE, 200L CAP, ROLLED EDGES, HEAVY DUTY SOLID WHEELS, INTERNAL DIMESNIONS: 620 x 620 x 500mm | |
| 7 |  | FOOD GRADE STAINLESS STEEL EURO TUBS, MOBILE, 200L CAP, ROLLED EDGES, HEAVY DUTY SOLID WHEELS, INTERNAL DIMESNIONS: 620 x 620 x 500mm | |
| 8 |  | FOOD GRADE STAINLESS STEEL EURO TUBS, MOBILE, 200L CAP, ROLLED EDGES, HEAVY DUTY SOLID WHEELS, INTERNAL DIMESNIONS: 620 x 620 x 500mm | |
| 9 |  | FOOD GRADE STAINLESS STEEL EURO TUBS, MOBILE, 200L CAP, ROLLED EDGES, HEAVY DUTY SOLID WHEELS, INTERNAL DIMESNIONS: 620 x 620 x 500mm | |

| LOT | QTY | DESCRIPTION | NOTE |
|-----|---|--|------|
| 10 |  | FOOD GRADE STAINLESS STEEL EURO TUBS, MOBILE, 200L CAP, ROLLED EDGES, HEAVY DUTY SOLID WHEELS, INTERNAL DIMESNIONS: 620 x 620 x 500mm | |
| 11 |  | FOOD GRADE STAINLESS STEEL EURO TUBS, MOBILE, 200L CAP, ROLLED EDGES, HEAVY DUTY SOLID WHEELS, INTERNAL DIMESNIONS: 620 x 620 x 500mm | |
| 12 |  | FOOD GRADE STAINLESS STEEL EURO TUBS, MOBILE, 200L CAP, ROLLED EDGES, HEAVY DUTY SOLID WHEELS, INTERNAL DIMESNIONS: 620 x 620 x 500mm | |
| 13 |  | 13,600L FRIGRITE STAINLESS STEEL MILK TANK, SIDE & TOP MOUNT ACCESS HATCHES, FLAT BOTTOM SLOPING BASE WITH BUTTERFLY VALVE, FILL GAUGE, INSULATED & JACKETED APPROX 3.5m (H) | |
| 14 |  | 13,600L FRIGRITE STAINLESS STEEL MILK TANK, SIDE & TOP MOUNT ACCESS HATCHES, FLAT BOTTOM SLOPING BASE WITH BUTTERFLY VALVE, FILL GAUGE, INSULATED & JACKETED APPROX 3.5m (H) | |
| 15 |  | 13,600L FRIGRITE STAINLESS STEEL MILK TANK, SIDE & TOP MOUNT ACCESS HATCHES, FLAT BOTTOM SLOPING BASE WITH BUTTERFLY VALVE, FILL GAUGE, INSULATED & JACKETED APPROX 3.5m (H) | |

| LOT | QTY | DESCRIPTION | NOTE |
|-----|---|---|------|
| 16 |  | <p>12,000L BARRY BROWN STAINLESS STEEL MILK TANK, SIDE & TOP MOUNT ACCESS HATCHES, FLAT BOTTOM SLOPING BASE WITH BUTTERFLY VALVE, FILL GAUGE, INSULATED & JACKETED</p> | |
| 17 |  | <p>15,000L CHALLENGE ENGINEERING STAINLESS STEEL MILK TANK, SIDE & TOP MOUNT ACCESS HATCHES, FLAT BOTTOM SLOPING BASE WITH BUTTERFLY VALVE, FILL GAUGE, INSULATED & JACKETED</p> | |
| 18 |  | <p>3 TIER STAINLESS STEEL FRAME WORK PLATFORM, WITH FIBRE REINFORCED PLASTIC GRIT SURFACE FLOORING & STAIRWAY, APPROX 14m(L) TIER 1: 2.2m (H) TIER 2: 2.8m (H) TIER 3: 3.3m (H) NOTE: DISMANTLED</p> | |

| LOT | QTY | DESCRIPTION | NOTE |
|-----|-----|-------------|------|
|-----|-----|-------------|------|

19



BIO REACTOR SYSTEM COMPRISING:

- ZHENJIANG JIANGGONG BIOLOGICAL ENGINEERING COMPLETE EQUIPMENT CO.
5000L STAINLESS STEEL LIQUID FERMENTATION VESSEL,
PRODUCT NUMBER: JG20-049, SERIAL: 217032929202000054,
DOM: 2011
S30408 STAINLESS STEEL CONSTRUCTION,
HEAT EXCHANGE AREA: 13.2m²,
CONTAINER DESIGN PRESSURE: 0.3MPa,
SET TEMPARATURE: 144 DEGREES CELCIUS
- ZHENJIANG JIANGGONG BIOLOGICAL ENGINEERING COMPLETE EQUIPMENT CO.
1300L STAINLESS STEEL LIQUID FERMENTATION VESSEL
PRODUCT NUMBER: JG20-047, SERIAL: 21703292920200053,
DOM: 2011
S30408 STAINLESS STEEL CONSTRUCTION,
HEAT EXCHANGE AREA: 5.4m²,
CONTAINER DESIGN PRESSURE: 0.3MPa,
SET TEMPARATURE: 144 DEGREES CELCIUS
- ZHENJIANG JIANGGONG BIOLOGICAL ENGINEERING COMPLETE EQUIPMENT CO.
AUTOMATIC CONTROL SYSTEM, MODEL: SFAT-8000C,
TOUCH SCREEN, EMERGENCY STOP, LOCKABLE CABINET,
WIRING DIAGRAM INCLUDED
- GUANGHOU HANYUE PURIFICATION TECHNOLOGY CO.
REFRIGERATED COMPRESSED AIR DRYER
MODEL: HAD-2HTF
DOM: 2020
SERIAL: RG0022011207
0.9kw
- SHENJIANG UPRIGHT AIR RECEIVER
DOM: 2021
SERIAL: JCBD2001-11
VOLUME: 0.6m²

20



COBERT 30 HEAD PRESSURE FILLER (NO PLATE)
APPROX 5 TONNE

21



1981 COBERT 40 HEAD PRESSURE FILLER
MOD: EXACTA
APPROX 5 TONNE

22



32 HEAD PRESSURE FILLER (NO PLATE)
APPROX 3 TONNE

23



STAINLESS STEEL WORK PLATFORM WITH HAND RAILS
(GALV CHECKER PLATE BASE)
4000 x 2000mm, WITH CUT OUT TO SUIT 1580mm (D) TANK


| LOT | QTY | DESCRIPTION | NOTE |
|-----|-----|-------------|------|
|-----|-----|-------------|------|

24



STAINLESS STEEL WORK PLATFORM WITH HANDRAILS,
 (GALV CHECKER PLATE BASE)
 4000 x 2000mm, WITH CUT OUT TO SUIT 1580mm (D) TANK

25



SIMMONS BOILER, MOD: VS 610 240, POWER INPUT: 240kw,
 DOM: 2021, SERIAL: 10085, TEST PRESSURE: 1125kpa,
 3PHASE 415V

NOTE: BUYER TO DISCONNECT & REMOVE