

## QTY

## DESCRIPTION



- 1 2019 VOLSWAGEN AMAROK HIGHLINE TDIAG8 DUAL CAB UTILITY 4 MOTION 4x4  
 REG: S885 CCU  
 VIN: WV1ZZZ2HZLH005408  
 ENG: DDX127255  
 ODO: 45,784kms  
 V6 TURBO DIESEL, 165kw, 8 SPEED AUTOMATIC TRANSMISSION, WHITE DUCO, 4 DOORS, 5 SEAT, 4 MOTION 4x4  
 ABS, AIR BAG, AIR CON, BLUETOOTH, BULL BAR, CENTRAL LOCKING, CRUISE CONTROL, IMMOBILISER, POWER STEERING, POWER WINDOWS, SAT NAV, SIDE STEP, SPARE WHEEL, SPOT LIGHTS, TOW PACK  
 AIR INTAKE SNORKEL  
 2 WAY RADIO, GME XRS CONNECT  
 REVERSE CAMERA & LCD  
 IRON MAX 4x4 WINCH & REMOTE  
 MICKEY THOMPSON LT265/70R17 TYRES & RIMS  
 REDARC BRAKE CONTROLLER
- KEY #50  
 (WITH 2 KEY/S, WITH OWNER'S MANUAL, WITH SERVICE BOOKS)  
 CONDITION:  
 ROOF - SCRATCHES



- 1 2019 VOLKSWAGEN TRANSPORTER TDIAU7 VAN  
 REG: S695 CGF  
 VIN: WV1ZZZ7HZKX030334  
 ODO: 108,350kms SHOWING  
 2.0 LITRE DIESEL ENGINE, 103kw, AUTOMATIC TRANSMISSION, WHITE DUCO, 2 DOORS, 2 SEAT,  
 AIR BAG, AIR CON, BLUETOOTH, CARGO BARRIER, CD PLAYER, CENTRAL LOCKING, IMMOBILISER, POWER STEERING, POWER WINDOWS, SHELVING, SPARE WHEEL, DUAL BATTERIES & REPCO 1000w INVERTER  
 REAR MOUNT WORK BENCH
- KEY #52  
 (WITH 2 KEY/S, WITH OWNER'S MANUAL, WITH SERVICE BOOKS)



- 1 2015 MERCEDES BENZ, SPRINTER, MWB, 313CDI, VAN  
 REG: S628 BGI (SA)  
 VIN: WDB9066332P108707  
 ODO: 308,521kms SHOWING  
 2.1 LITRE TURBO DIESEL, AUTOMATIC TRANSMISSION, WHITE DUCO, 2 DOORS, 3 SEAT,  
 ABS, AIR BAG, AIR CON, BLUETOOTH, CENTRAL LOCKING, CRUISE CONTROL, IMMOBILISER, POWER STEERING, POWER WINDOWS, SPARE WHEEL, DOUBLE REAR DOORS & SIDE DOOR  
 GVM: 3,550kg
- KEY #7  
 (WITH 2 KEY/S, WITH OWNER'S MANUAL, WITH SERVICE BOOKS)  
 CONDITION:  
 BODY DAMAGE - DENTS & SCRAPES, ROOF, SIDES & REAR



- 1 2013 HOLDEN COLORADO RG DUAL CAB TRAY TOP  
 REG: S260 BLA (SA)  
 VIN: MMU148CK0EH610793  
 ENG: BG3G133021055  
 ODO: 300,145kms SHOWING  
 2.8 LITRE TURBO DIESEL, AUTOMATIC TRANSMISSION, WHITE DUCO, 4 DOORS, 5 SEAT,  
 ABS, AIR BAG, AIR CON, ALLOY TRAY, ALLOY WHEELS, BLUETOOTH, CENTRAL LOCKING, CRUISE CONTROL, IMMOBILISER, POWER WINDOWS, SIDE STEP, SPARE WHEEL, TOW BAR, WARNING LIGHTS, 2 WAY RADIO
- KEY #5  
 (WITH PAPERS, WITH 2 KEY/S, WITH OWNER'S MANUAL, WITH SERVICE BOOKS)

## QTY

## DESCRIPTION



- 1 2011 TOYOTA HILUX KUN26R-PRPDYQ 150 SERIES DUAL CAB UTE 4x4  
 REG: NO PLATES  
 VIN: MR0FZ22G001052486  
 ENG: 1KD5378773  
 ODO: 280,340kms SHOWING  
 3.0 LITRE TURBO DIESEL, AUTOMATIC TRANSMISSION, WHITE DUCO, 4 DOORS, 5 SEAT, 4x4  
 AIR BAG, AIR CON, BULL BAR, CD PLAYER, CENTRAL LOCKING, CRUISE CONTROL, DECALS, IMMOBILISER, POWER STEERING, POWER WINDOWS, SIDE STEP, SPARE WHEEL, SPOT LIGHTS, FLEXIGLASS CANOPY WITH 3 x GAS LIFT WINDOWS  
 BATTERY ISOLATION SWITCH
- KEY #11  
 (WITH 4 KEY/S, WITH OWNER'S MANUAL, WITH SERVICE BOOKS)



- 1 2010 MERCEDES BENZ CLC200 KOMPRESSOR COUPE  
 REG: S781 CWU (SA)  
 VIN: WDB2037412E081270  
 ENG: 27195731306440  
 ODO: 207,425kms SHOWING  
 4 CYLINDER, 1.8 LITRE, SUPER CHARGED, AUTOMATIC TRANSMISSION, BLACK DUCO, 2 DOORS, 4 SEAT,  
 ABS, AIR BAG, AIR CON, ALLOY WHEELS, BLUETOOTH, CENTRAL LOCKING, IMMOBILISER, POWER WINDOWS, KEY #54  
 (WITH PAPERS, WITH 1 KEY/S, WITH OWNER'S MANUAL, WITH SERVICE BOOKS)  
 CONDITION:  
 ROOF & BONNET - HAIL DAMAGE & OXIDISED/PEELING PAINT



- 1 2006 FORD TERRITORY 2, SUV  
 REG: S876 CTX (SA)  
 VIN: 6FPAAAJGAT6U96632  
 ENG: JGAT6U96632  
 ODO: 242,140kms SHOWING  
 4 LITRE TURBO PETROL, SILVER DUCO, 4 DOORS, 5 SEAT, AWD  
 AIR BAG, AIR CON, ALLOY WHEELS, CD PLAYER, CENTRAL LOCKING, CRUISE CONTROL, IMMOBILISER, POWER STEERING, POWER WINDOWS, SIDE STEP, SPARE WHEEL, TOW BAR
- KEY #53  
 (WITH PAPERS, WITH 2 KEY/S)  
 CONDITION:  
 DUCO - OXIDISED/FADED



- 1 2005 MITSUBISHI TRITON MK GLX-R DUAL CAB UTILITY 4x4  
 REG: NO PLATES  
 VIN: MMBJRK7606D028417  
 ENG: 6G725B 7423  
 ODO: 293,716kms SHOWING  
 6 CYLINDER PETROL EFI, V6, 3 LITRE, AUTOMATIC TRANSMISSION, WHITE DUCO, 4 DOORS, 5 SEAT, 4x4  
 AIR BAG, AIR CON, ALLOY WHEELS, CD PLAYER, IMMOBILISER, NUDGE BAR, POWER STEERING, SIDE STEP, TONNEAU COVER, CHANGE OVER ENGINE FITTED 23/8/23  
 PREVIOUS REG: S814 CWY
- KEY #30  
 (WITH 2 KEY/S, WITH OWNER'S MANUAL, WITH SERVICE BOOKS)  
 CONDITION:  
 REAR TAIL GATE - DENTS & SCRATCHES

## QTY

## DESCRIPTION



- 1 2005 JEEP CHEROKEE RENEGADE CRD SUV 4x4  
 REG: NO PLATES  
 VIN: 1J8GM38555W609750  
 ODO: 375,434kms SHOWING  
 2.8 LITRE DIESEL, CRD, AUTOMATIC TRANSMISSION, METALLIC OLGD, 4 DOORS, 5 SEAT, 4x4  
 ABS, AIR BAG, AIR CON, ALLOY WHEELS, CD PLAYER, CENTRAL LOCKING, CRUISE CONTROL, IMMOBILISER, NUDGE BAR, POWER WINDOWS, SPARE WHEEL, SPOT LIGHTS, TOW BAR, KEY #3  
 (WITH 1 KEY/S)  
 CONDITION:  
 MIRROR DRIVERS SIDE - BROKEN



- 1 2005 FORD TRANSIT 2 135-T350 VAN  
 REG: NO PLATES  
 VIN: WF0LXTTTFL5R40623  
 ENG: H9FA5D32760  
 ODO: 284,057kms SHOWING  
 2.4 LITRE DIESEL, MANUAL TRANSMISSION, WHITE/BLUE/GREY, 2 DOORS, 3 SEAT,  
 AIR CON, CARGO BARRIER, CD PLAYER, CENTRAL LOCKING, DECALS, IMMOBILISER, POWER STEERING, POWER WINDOWS, SPARE WHEEL, GVM: 3,300kg  
  
 KEY #4  
 (WITH 1 KEY/S)



- 1 2003 TOYOTA HIACE VAN  
 REG: S585 BZN  
 VIN: JT721UB107010976  
 ENG: 2RZ3025247  
 ODO: 275,690kms SHOWING  
 2.4 LITRE EFI, AUTOMATIC TRANSMISSION, WHITE DUCO, 2 DOORS, 3 SEAT, AIR BAG, AIR CON, CENTRAL LOCKING, SIDE & REAR DOORS  
  
 KEY #8  
 (WITH PAPERS, WITH 2 KEY/S, WITH OWNER'S MANUAL, WITH SERVICE BOOKS)



- 1 UTILITY TRADE/SERVICE BODY, PACIFIC BODYWORKS  
 WHITE, ALLOY CONSTRUCTION FITTED WITH  
 7 x ASSORTED STORAGE COMPARTMENTS WITH  
 LOCKABLE DOORS, SLIDE OUT DRAWERS & SHELVING,  
 ROOF RACKS & OPEN CENTRE AREA, 2000 x 850mm  
 TOTAL SIZE OF BODY: 2040 x 1860 x 1150mm (H)

- 1 ALUMINIUM UTE TRAY WITH SIDES  
 2200mm (L), 1860mm (W) WITH FRONT RACK



- 1 METAL UTE CANOPY WITH FLOOR, 3 DOOR WITH GAS STRUTS  
 2030mm (L), 1740mm (W), 1000mm (H),  
 WHITE

## QTY

## DESCRIPTION



- 1 2018 KOMATSU FORKLIFT  
 MOD: FH80-2  
 S/NO: 51033  
 8,000kg RATED CAP  
 FULLY ENCLOSED A/C CABIN  
 4 CYLINDER 48kw TURBO DIESEL ENGINE,  
 HOURS: 3,453 SHOWING  
 ODO: 11,790kms SHOWING  
 2 STAGE MAST  
 MAX LIFT HEIGHT: 4,500mm  
 FITTED WITH BALE CLAMP ATTACHMENT, CASCADE  
 MOD: 5BC60-4A-17376  
 MAX LIFT CAP: 6,000kg  
 PNEUMATIC DUAL FRONT WHEELS  
 FITTED WITH:  
 FIRE PROTECTION SYSTEM  
 FORK TRACK ADVANCED SAFETY SYSTEM & IMMOBILISER  
 EMERGENCY STOP BUTTONS  
 FRONT & REAR WINDOW WIRE MESH PROTECTION  
 SERVICE WEIGHT: 11,350kg
- NOTE: DAMAGE, IMPACT DENTS & SCRAPES TO BATTERY BOX
- KEY #34



- 1 LINDE FORKLIFT  
 MOD: H25D-02  
 S/NO: H2X392D50361  
 2,500kg RATED  
 DIESEL ENGINE 30kw  
 ODO: 10,425 hours SHOWING  
 CONTAINER MAST, TYNE SIDE SHIFT & POSITIONING  
 MAX LIFT CAP: 2,000kg  
 MAX LIFT HEIGHT: 4,715mm  
 SOLID TYRES, 23x9-10SE
- KEY #28



- 1 NISSAN FORKLIFT  
 MOD: PJ01A1SU, 1500kg RATING  
 S/NO: 113754  
 REG: EVS288 (SA)  
 NISSAN 4 CYLINDER LPG ENGINE  
 HOURS: 8,724 SHOWING  
 2 STAGE MAST, SIDE SHIFT  
 PNEUMATIC TYRES, (NEAR NEW)  
 MAX LIFT CAP: 1,400kg  
 MAX LIFT HEIGHT: 3,700mm  
 NO REG PAPER
- KEY #59



- 1 2003 UPRIGHT MOD: UL32AC  
 ELEVATING WORK PLATFORM, TELESCOPIC  
 S/NO: 22322  
 SAFE WORK LOAD: 136kg (1 PERSON)  
 MAX LIFT HEIGHT: 9,750mm  
 POWER 240V  
 4 x DETACHABLE STABILIZER LEGS,  
 MOBILE,  
 LAST INSPECTION DATE: 17/9/2013




## QTY

## DESCRIPTION



1 2018 BOMAG TANDEM VIBRATORY ROLLER,  
 TYPE: BW-120ADS  
 S/NO:861880421798  
 KUBOTA 37kw DIESEL ENGINE  
 MOD: GB20891  
 ODO: 56 hours SHOWING  
 (METER REPLACED @ 908 HOURS)  
 OPERATING MASS: 2,700kg  
 MAX MASS: 3,500kg  
 (BOOKS IN OFFICE)

KEY #27



1 WACKER NEUSON  
 VIBRO PLATE, DPU  
 TYPE: VIBROPLATE-DPU4045YEHZF  
 DOM: 2020  
 S/NO: S100022113  
 YANMAR DIESEL ENGINE, 4.5kw  
 KEY & PULL START  
 WEIGHT: 379kg

KEY #29



1 2015 CASE FARMALL, 95C, TRACTOR, 4x4  
 REG: S75SOK (SA)  
 VIN: ZEJV15339  
 ENG: 000256805  
 HOURS: 6268  
 GVM: 2950kg  
 GCM: 2950kg  
 4 CYLINDER TURBO DIESEL, RED,  
 FULLY ENCLOSED CAB, A/C, REVERSING CAMERA & LCD,  
 PTO, 3 PTL, HYDRAULICS,  
 ADJUSTABLE FRONT WEIGHT BAR

KEY #33  
 (WITH PAPERS, WITH 1 KEY/S)



1 2006 ROUGH TERRAIN SCISSOR LIFT, 4x4  
 GENIE, MOD: GS-4390  
 REG: S054 SKV (SA)  
 S/NO: 659006-043346  
 POWERED BY DIESEL ENGINE  
 HOURS: 1,598 SHOWING  
 MAX WORK HEIGHT: 15.11m  
 MAX WEIGHT CAP: 680kg (7 x PERSON)  
 4 x HYDRAULIC OUTRIGGERS  
 DUAL EXTENDABLE PLATFORM  
 1 x KEY & SERVICE REPORTS  
 DATE OF LAST MAJOR INSPECTION: 11/4/2018  
 NO REG PAPER

KEY #24

## QTY

## DESCRIPTION



- 1 2012 MERLO S.P.A TELEHANDLER, TWIN STEER, 4x4  
 MOD: P28.8L  
 S/NO: ZF1P28L07C2156784  
 REG: S04 SKV (SA)  
 MAX LIFT CAP: 2,800kg  
 MAX REACH: 8,000mm  
 POWERED BY PERKINS 74kw DIESEL ENGINE  
 TYPE: 3066/2300  
 HOURS: 5,824 SHOWING  
 FITTED WITH FORK ATTACHMENT  
 DIGITAL LOAD SCALES  
 BATTERY ISOLATION SWITCH  
 EMERGENCY STOP SWITCHES  
 ROPS & FOPS  
 REVERSE CAMERA WITH INSPECTION BOOKS
- KEY #25



- 1 2002 MINI SPIDER CRAWLER CRANE, UNIC  
 MOD: UR295C  
 MRC 2,500kg  
 S/NO: 250C0400  
 POWERED BY ROBIN PETROL ENGINE  
 MOD: EV28  
 HOURS: 1,047 SHOWING  
 RUBBER TRACKED  
 5 STAGE TELESCOPIC BOOM  
 LAST 10 YEAR INSPECTION DATE: 22/7/2013  
 LAST ANNUAL INSPECTION: 19/11/19  
 4 x HYDRAULIC OUTRIGGERS  
 TARE: 1,600kg  
 (2019 ANUAL INSPECTION REPORT IN OFFICE)  
 KEY #58



- 1 2010 MITSUBISHI FUSO, FIGHTER 10, FM600, FM65FH2RFAA, 4x2, BITUMEN  
 CONVEYOR TRUCK  
 REG: XS 88 EY  
 VIN: JLFFM65FH0KJ00187  
 ENG: 6M60149625  
 ODO: 282,897kms SHOWING  
 GVM: 16,000kg  
 GCM: 25,000kg  
 6 SPEED MANUAL TRANSMISSION, SPRING SUSPENSION, WHITE DUCO, 2  
 DOORS, 2 SEAT,  
 AIR CON, CB RADIO, FLOCON BITUMEN STEEL CONVEYOR SYSTEM  
 REAR DISCHARGE, FORWARD & REVERS CONVEYOR  
 RETRACTABLE OVER HEAD COVER  
 PTO, HYDRAULIC LIFT PLATFORM,  
 MULTIPLE TOOL COMPARTMENTS,  
 WATER & CLEANING TANKS, HOSE REEL  
 REVERSE CAMERA & 2 WAY RADIO
- KEY #46  
 (WITH PAPERS, WITH 1 KEY/S, WITH OWNER'S MANUAL, WITH SERVICE  
 BOOKS)

## QTY

## DESCRIPTION



- 1 1999 ISUZU NPR-N8-NP 300 4x2 SINGLE CAB PANTEC  
 REG: NO PLATES  
 VIN: JAANPR71LX7101665  
 ENG: 679350  
 ODO: 277,097kms SHOWING  
 GVM: 6,000kg  
 GCM: 8,000kg  
 ISUZU, 4 CYLINDER DIESEL, AUTOMATIC TRANSMISSION, SPRING  
 SUSPENSION, WHITE DUCCO, 7.50R16LT TYRES 2 DOORS, 3 SEAT,  
 PANTEC FITTED OUT WITH SHELVING  
 REAR STEP, DOUBLE REAR DOORS
- KEY #38  
 (WITH PAPERS)



- 1 2007 TRI STAR INDUSTRIES, 33 ft WATER TANKER, TRI AXLE SEMI TRAILER  
 REG: NO PLATES  
 VIN / CHASSIS: 6T9T25N5072NUM  
 VOLUME: 26,000 LTR  
 AIRBAG SUSPENSION, 11R22.5, AIR BRAKES,  
 OVAL STEEL TANK  
 SIZE: 9000mm(L) x 2460mm (W) x 1410mm(H)  
 FITTED WITH REAR SPRAY BAR 2200mm (W)  
 BOTTOM & FRONT OUTLET VALVES, TOP INFEED CHUTE  
 FRONT MOUNT LEVEL VIEW TUBE



- 1 WORK SITE PERSONNEL LIFT/ELEVATOR,  
 MABER, MODEL: MB-A-800/150  
 DOM: 2011  
 S/NO: 01662  
 SUIT MATERIALS & PERSONNEL  
 MODULAR DESIGN FOR TRANSPORTATION/RELOCATION,  
 GALV STEEL CONSTRUCTION, 415V  
 MAX CAPACITY: 800kg OR 8 PERSON  
 MAX LIFT HEIGHT: 150m  
 RATED SPEED : 20mm/MIN  
 COMPRISING OF :  
 ENCLOSED LIFT CAR, SIZE: 1150 (W) x 2060 (L) x 2190mm (H)  
 11 x ELEVATOR TRUSS SECTIONS LENGTH 1500mm  
 GATES & SAFETY ENCLOSURE,  
 CONTROLS, CABLES, SWITCHES, MANUALS, ETC



- 1 CATERPILLAR 3500 V12 DIESEL ENGINE,  
 TWIN TURBO,  
 REBUILT BY WESTAC 2013,  
 ENGINE NO. 3512,  
 RATED HP: 1937  
 ON TRANSPORT SKID



- 1 MTU USA BUILT MTU DDC V16 DIESEL ENGINE,  
 PART NO. 5260900014  
 RATED: 2500HP  
 4 x TURBO CHARGERS,  
 INCLUDES STARTER & ALTERNATOR  
 REBUILT MTU DETROIT AUSTRALIA  
 S/NO: 5272002462  
 DATE OF REBUILD: FEB 2012  
 MOD: T1637K33  
 W/O: M6238

## QTY

## DESCRIPTION



- 1 MTU USA BUILT MTU DDC V16 DIESEL ENGINE,  
PART NO. 5260900014  
INCLUDES STARTER & ALTERNATOR,  
MTU AUSTRALIA REBUILD  
REBUILD DATE : 9/9/2011  
S/NO: 5272003150  
RATED: 2500HP  
MOD: T1637K33  
W/O: M5172



- 1 SHIPPING CONTAINER, 20', WHITE  
WATER TIGHT  
FITTED WITH EXTRA COLORBOND STEEL ARCHED ROOF  
TIMBER FLOOR  
CONTAINER NO: (69)



- 1 SHIPPING CONTAINER, 20', WHITE  
WATER TIGHT  
TIMBER FLOOR  
CONTAINER NO: (08) RWLU702950-6



- 1 SHIPPING CONTAINER, 20', GREY  
WATER LEAKS AT BACK  
SOME RUST IN ROOF & DOORS,  
TIMBER FLOOR  
CONTAINER NO: (60) FUVU-869905-2



- 1 FIRE FIGHTING TRUCK BODY/REAR TANK, PUMP & STORAGE UNITS, MOORE  
ENGINEERING  
COMPRISING: GALV STEEL TRAY FITTED WITH FIBREGLASS WATER TANK,  
SIZE: 2700 x 1200 x 850mm (H)  
WATER PUMP POWERED BY DEUTZ DIESEL ENGINE  
HOURS: 450 SHOWING  
2 x HOSE REELS, FIRE HOSE MANIFOLDS & COUPLINGS,  
8 x FIBREGLASS STORAGE COMPARTMENTS,  
FRONT MOUNT 3 PERSON SEATING ENCLOSURE, ETC  
SIZE: 4900 x 2400 x 2450mm (H)

- 1 VOLVO SERVICE MANUALS SUIT, DUMP TRUCKS, A355/F540F  
PARTS CATALOGUE FOR VOLVO SD200D ROLLER, ETC  
2 x SHELVES

- 1 GREASE, 181kg DRUM, MOBIL GREASE CM-P  
PREMIUM CONSTRUCTION & MINING GREASE,  
NEW & SEALED

- 1 LATHE, COLCHESTER, MASTER 2500  
GAPPED BED LENGTH: 1400mm  
SWING: 250mm  
FEED THROUGH: 45mm  
FITTED WITH CHUCK GUARD, 415V



QTY	DESCRIPTION
1	HOPPER MIXER, MAGUIRE WITH LOAD SCALES MOD: WSB220 WITH STAND CONDITION UNKNOWN
1	FORK ATTACHMENT WITH SIDE SHIFT TYNES & RACK TYNES, 1060mm (L)
1	FORK ATTACHMENT WITH SIDE SHIFT TYNES & RACK TYNES, 1060mm (L)
1	PAIR FORK TYNES, 1100mm (L), SEAT & 1 x TUB PLUGS
1	6 x SOLID FORKLIFT TYRES & RIMS, 18x7-8
1	LIFTING CHAIN, GRADE T-80 5.3-9.2 TONNE
1	2 x LIFTING CHAINS
1	WORKSHOP LIGHTING SYSTEM WITH MODULAR STAND & 9 x PHILLIPS TEMP FLOODLIGHTS, 400w, 240V 1 x PALLET
1	LIFTING CHAIN & 2 x HOOK CHAINS LIFTING WEIGHT: 12.5 TONNES
1	FAN BLOWER/EXTRACTION UNIT, DRUM FAN DIAMETER: 480mm POWERED BY 11kw ELEC MOTOR, BELT DRIVEN, SKID MOUNTED
1	LEDA 350mm SLIDING TABLE SAW MOD: HOLD 3 800D SCORING BLADE: 120mm MAX WORKING LENGTH: 3800mm DUST EXTRACTOR DELIVERY 04/2013 415V
1	HORIZONTAL BANDSAW, COSEN MOD: C-520MC DOM: 2013 BLADE SIZE: 6040 (L) x 54mm (W) x 1.6m (T) HYDRAULIC CLAMPING IN FEED ROLLERS, SWARF CONVEYOR, 415V
1	MCPHERSON MACHINE TOOLS LATHE, WOODFAST 3 PHASE POWER BED SIZE: 1030mm (L) WITH DUST CHUTES



QTY	DESCRIPTION
1	2 x LIFEGUARD 154 SERIES LIGHT POWER SUPPLIES, EXTRA LOW VOLTAGE, MAINTAINED, 240V
1	2 x LIFEGUARD 154 SERIES LIGHT POWER SUPPLIES, EXTRA LOW VOLTAGE, MAINTAINED, 240V
1	2 x LIFEGUARD 154 SERIES LIGHT POWER SUPPLIES, EXTRA LOW VOLTAGE, MAINTAINED, 240V
1	PWB ANCHOR ELECTRIC WINCH 1 TONNE
1	UP CUT SAW, TRANZADORAS MOD: TL-302SA DOM: 2017 300mm BLADE WITH PNEUMATIC CLAMPING & LUBRICATION 240V 10 AMP DEMO MACHINE ON BENCH
1	HITACHI CORDLESS DRILL, GRINDER, BLOWER & BATTERIES, 18V 1 x SHELF
1	POWER DRILLS & ANGLE GRINDER, 240V CONCRETE FASTINERS & ASSORTED HARDWARE 1 x SHELF
1	ELECTRIC WINCH, MORRIS 1/2 TONNE, 415V & TROLLEY ON CASTORS
1	CUT OFF SAW, ON MOVABLE BASE WITH CASTORS 356mm DISC 240V
1	WOOD WORKING JOINT CUTTER/HORIZONTAL MILL, LEADCRAFT 2 AXIS ON MOBILE PEDESTAL STAND, 240V
1	RING GEAR & 4 x NYLON GEARS, SIZE: 1160 x 70mm THICK NUMBER: 267-04-3232
1	2 x PART SPOOLS WIRE ROPE, BLACK COATED, 5 & 6mm, 12 x HANGING WEIGHTS, BOW & D-SHACKLES, ETC ON TABLE TOP (NOT INCLUDING VICE)
1	2 x PIANO TROLLIES, HEAVY DUTY, CASTORS & TIMBER BASE 590 x 900mm




QTY	DESCRIPTION
1	2 x PIANO TROLLIES, HEAVY DUTY, CASTORS & TIMBER BASE 590 x 900mm
1	JOCKEY WHEEL, AL-OK, EASY MOVER & 4 x MANUTEC JOCKEY WHEEL CLAMPS
1	LARGE QUANTITY LOAD BINDER RATCHET STRAPS IN 2 x MILK CRATES
1	LARGE QUANTITY LOAD BINDER RATCHET STRAPS IN 2 x MILK CRATES
1	ASSORTED HAND TOOLS INCLUDING TOOL KING TORQUE WRENCH, 1/2 DRIVE, SCREWDRIVER SET, TAPE MEASURE, TORCHES, 4 x SACK TRUCK WHEELS, 10", MOTORBIKE DISC BRAKE LOCK SET, SOLAR PANEL & POWER SUPPLY
1	PLANER, MAKITA MOD: N1900B, SKIL DRILL & B&D STAPLER, 240V
1	MAKITA CORDLESS POWER TOOLS INCLUDING, 2 x DRILLS, 18V, MOD: DAP & CIRCULAR SAW, MOD: B556, 180mm NP BATTERY OR CHARGER
1	ORB DISC SANDER, VELOCITY 6", 240V
1	3 PHASE PLUGS, CLIPSAL & TWM, MALE & FEMALE, 32-20 AMP, 4 PIN & 51 x DOUBLE POWER POINTS, 10 AMP, 240V
1	FTECH SHELL BADGE OVERALLS, SIZE: 102R 6 x PAIRS, 1 x BOX GLOVE CLIPS & 1 x BOX SAFETY GLASSES, 12 X PAIRS, C&A AUSTAILIA, TINTED
1	UP CUT SAW, TRONZADORAS MOD: TL-302M DOM: 2017 300mm BLADE WITH MANUAL CLAMPING & LUBRICATION 240V 10 AMP AS NEW IN CRATE DISPLAY MODEL PHOTO
1	ELECTRIC GUILLOTINE, IDEAL 48/20, IDEAL WORK D7460 BALINGER NO: 045797 240V
1	ASSORTED BEARINGS, 1 x CRATE & TUB

QTY	DESCRIPTION
1	PEDESTAL GRINDER, GMF TWIN WHEEL MARK 3, 200mm, 415V
1	BOLTS, UNC 7/8 x 2 3/4 & METRIC HEX HEAD KEY STUDS, M8-1.25 x 90mm 1 x PALLET
1	AIR COMPRESSOR, AUTOMAN TYPE: 304T 3HP, 380 LITRE/MIN, 415V
1	POWER CONTROL SYSTEM WITH ALLEN BRADLEY, POWERFLEX 700, CIRCUIT BREAKERS & POWER SUPPLIES, KEYPAD INTERFACE, IN CONTROL CABINET
1	ASSORTED LIFTING SLINGS 2 TONNE ASSORTED LENGTHS, 1-3m
1	12 x ASSORTED PRESSURE GAUGES, KPA, MPA & PSI, STAINLESS STEEL 1 x BOX
1	SCREW AIR COMPRESSOR, INGERSOLL RAND MOD: UPS-22TA5-8 3.34m <sup>2</sup> /MIN 0.88 MPA DOM: 2015 HOURS: 20,584 APPROX SHOWING  NOTE: HAS ELECTRICAL FAULT
1	TABLE SAW, ELEKTRA BECKUM TYPE: KGS300 & OZITO TABLE SAW, 240V
1	WELDER, J.I.C MIG/MAG 250 TYPE: E250 REGULATOR & LEADS 415V
1	GENSET, ADVANCED POWER WORKMATE TYPE: EK2LAT POWERED BY KOHLER COMMAND PRO 12 PETROL ENGINE 7.0 KVA, 2 x 240V OUTLETS KEY & PULL START
1	GRINDER BUFFER, GMF SENIOR 3 PHASE POWER ON STAND
1	2 x ROAD TRANSPORT PROTECTIVE CASES, MOBILE TIMBER, GREEN, 1150 x 600 x 700mm (H) BLACK, 1100 x 650 x 700mm (H) & PADDED CRATE, MOBILE, 740 x 740 x 1950mm (H)





QTY	DESCRIPTION
1	2 x ENCORE TRANSPORT CASES, MOBILE TIMBER & ALUMINIUM CONSTRUCTION, SIZE: 530 x 650 900mm (H) FITTED WITH 4 DRAWERS & 5 x SHELVES & 780 x 550 x 650mm (H)
1	1 x ENCORE TRANSPORT CASE, MOBILE TIMBER & ALUMINIUM CONSTRUCTION, SIZE: 1400 x 550 650mm (H)
1	2 x ENCORE TRANSPORT CASES, MOBILE TIMBER & ALUMINIUM CONSTRUCTION, SIZE: 1100 x 550 650mm (H)
1	4 x TRANSPORT TROLLIES, TIMBER & METAL FRAME WITH CANVAS SIDES & BOTTOMS SIZE: 900 x 630 x 800mm (H) & 1150 x 800 x 1020mm (H) STACKABLE
1	2 x PIANO TROLLIES, HEAVY DUTY, CASTORS & TIMBER BASE 590 x 900mm
1	2 x PIANO TROLLIES, HEAVY DUTY, CASTORS & TIMBER BASE 590 x 900mm
1	ASSORTED RIGGING EQUIPMENT INCLUDING PULLEYS, SHEATH BLOCKS, RUBBERS, CASTOR WHEELS, ETC ON BENCH TOP (NOT INCLUDING GRINDER)
1	RATCHET STRAPS, 1 x MILK CRATE OF CASTOR WHEELS, 11 x SHOT BAG WEIGHTS, 10kg EACH (BOTTOM SHELF)
1	STEEL STORAGE/TRANSPORT CAGE, MOBILE, STEEL MESH SIDES, HEAVY DUTY, SIZE: 2180 x 1150 x 1750mm (H) SWING DOORS BOTH ENDS
1	MIXED VALVE LOCKS, ASSORTED SIZES, 2 x CRATES
1	2 x 4 JAW CHUCKS, 1 @ 210mm & 1 @ 200mm
1	POLYGRAPH LEIPZIG 703/1 STITCHING MACHINE S/N:0371208  (PURCHASER TO SIGN PLANT HAZARD REPORT)
1	OXY ACETYLENE WELDING & CUTTING SET, CIGWELD PROFESSIONAL IN CARRY CASE WITH HI VIS WATERPROOF JACKET
1	50 x ASSORTED RATCHET STRAPS WITH TIMBER TRANSPORT CRATE 1070 x 500 x 550mm & TROLLEY

QTY	DESCRIPTION
1	SYNTHETIC & FIBRE ROPE, ASSORTED TYPES & LENGTHS, 2 x TRANSPORT CRATES, 1070 x 500 x 550mm (H) (INCLUDING CRATES)
1	25 (APPROX) x LOAD RATCHET STRAPS, TITAN 2500kg 1 x TUB
1	25 (APPROX) x SHOT WEIGHT BAGS, LIGHTPRO, 10 & 5kg & TIMBER TRANSPORT TROLLEY, 900 x 600 x 550mm(H)
1	1 x PART CARTON CLIPSAL LAN CABLE, ROLAND PERCUSSION PAD, LIGHTS, 415V PLUGS & SOCKETS, CABLE, ETC (BOTTOM SHELF)
1	SPEED LATHE, GMF 240V
1	CHAINSAW, STIHL 390 21" BAR, PETROL
1	HITACHI CORDLESS POWER TOOL SET INCLUDING ANGLE DRIVER, DRILL & DRIVER, 18V WITH CHARGER & 2 x BATTERIES
	
1	DC INVERTER, SIEMENS TYPE: SIMOVERTVC MOD: 6SE7031-8TF60-2 INPUT: 510-650V, 221A OUTPUT: 380-480V, WITH SOFTWARE AS NEW
1	ENERGIE PLUS BATTERY CHARGER MOD: N.AR-D80-100 415V
1	INDUSTRIAL BATTERY CHARGER, ADY POWER MOD: N.ADY6113 415V
1	INDUSTRIAL BATTERY CHARGER, ADY POWER MOD: N.ADY6113 415V
1	DRILL PRESS, UNIVERSAL 1/2" CHUCK 240V
1	BENCH DRILL PRESS, CHEVRON 240V

QTY	DESCRIPTION
-----	-------------

1 AIR COMPRESSOR  
2.5HP, 140 LITRE  
240V  
240V



1 HYDRAULIC POWER PACK, ENERPAC  
MOD: PEM3042  
4 WAY  
MAX OUTPUT: 10,000 PSI  
CONTINUOUS OUTPUT: 8,000 PSI  
240V

1 HEAVY DUTY TROLLEY, STEEL FRAME WITH PLYWOOD BASE  
2400 x 1050 x 1000mm (H)

1 2 x CHAIN HOIST, NOBLE & SONS  
1/2 TONNE X 3mtrs

1 2 x CHAIN HOIST, NOBLE & SONS  
1/2 TONNE X 3mtrs

1 2 x CHAIN HOIST, NOBLE & SONS  
1/2 TONNE X 3mtrs

1 2 x ROLLS ROPE, 8mm, 250m

1 LIFTING SLINGS, 2 TONNE,  
1.5m x 10 &  
1 x BOX GLOVES

1 LIFTING SLINGS, 2 TONNE,  
1.5m x 10 &  
1 x BOX GLOVES

1 LIFTING SLINGS, 2 TONNE,  
1.5m x 10 &  
1 x BOX GLOVES

1 2 x LIFTING SLINGS, NOBLE & SONS  
4 TONNE,  
5m (L)

1 2 x LIFTING SLINGS, NOBLE & SONS  
6 TONNE,  
4.5m (L)



1 WORKSHOP VICE, PERKINSONS,  
100mm

QTY	DESCRIPTION
1	3 x MILK CRATES OF MEDIUM & HEAVY DUTY CASTOR WHEELS, STOP BLOCKS, ETC
1	2 x PART SPOOLS WIRE ROPE, 5 & 6mm, GALV STEEL
1	HEAVY DUTY TROLLEY, STEEL FRAME WITH PLYWOOD BASE 2400 x 1050 x 1000mm (H)
1	HEAVY DUTY TROLLEY, STEEL FRAME WITH PLYWOOD BASE 3600 x 1050 x 900mm (H) WITH CENTRE SUPPORT RAIL
1	PALLET JACK, TUV YELLOW TYNE WIDTH: 550mm
1	PALLET JACK, CROWN BLACK & CREAM TYNE WIDTH: 690mm
1	TOURING TOOL & HARDWARE SITE BOX, MOBILE HEAVY DUTY TIMBER CONSTRUCTION, MULTI DRAWER, FITTED WITH ASSORTED HAND TOOLS, NUTS & BOLTS, PADLOCKS, ETC 520 x 620 x 1000mm (H)
1	TOURING HARDWARE SITE BOX, MOBILE HEAVY DUTY TIMBER CONSTRUCTION, 16 x MULTI DRAWER & CONTENTS ASSORTED NUTS, BOLTS, SCREWS, RIVETS, ETC 520 x 620 x 1000mm (H)
1	TOURING HARDWARE SITE BOX, MOBILE HEAVY DUTY TIMBER CONSTRUCTION, 16 x MULTI DRAWER & CONTENTS ASSORTED NUTS, BOLTS, SCREWS, RIVETS, ETC 520 x 620 x 1000mm (H)
1	TOURING HARDWARE SITE BOX, MOBILE HEAVY DUTY TIMBER CONSTRUCTION, 4 x DRAWER, MULTI SHELF 520 x 620 x 1000mm (H) & 3 DRAWER FILING CABINET
1	2 x ROAD TRANSPORT PROTECTIVE CASES, BLACK TIMBER, STACKABLE SIZE: 1170 x 770 x 670mm (H)
1	STEEL STORAGE/TRANSPORT CAGE, MOBILE, STEEL MESH SIDES, HEAVY DUTY, SIZE: 2180 x 1150 x 1750mm (H) SWING DOORS BOTH ENDS
1	LARGE QUANTITY ASSORTED LIGHT GLOBES, COLOURED REFLECTOR GLOBES, HALOGEN DOWNLIGHTS, BATTEN TUBES, FESTOONS, SOCKETS, PARTY LIGHTS, ETC CONTENTS ON TABLE TOP & 4 x BOXES (NOT INCLUDING VICE)



QTY	DESCRIPTION
-----	-------------

1	FTECH SHELL BADGE OVERALLS, SIZE: 132S 6 x PAIRS, 1 x BOX GLOVE CLIPS & 1 x BOX SAFETY GLASSES, 12 X PAIRS, C&A AUSTAILIA, TINTED
1	FTECH SHELL BADGE OVERALLS, SIZE: 132R 6 x PAIRS, 1 x BOX GLOVE CLIPS & 1 x BOX SAFETY GLASSES, 12 X PAIRS, C&A AUSTAILIA, TINTED
1	FTECH SHELL BADGE OVERALLS, SIZE: 132R 6 x PAIRS, 1 x BOX GLOVE CLIPS & 1 x BOX SAFETY GLASSES, 12 X PAIRS, C&A AUSTAILIA, TINTED
1	FTECH SHELL BADGE OVERALLS, SIZE: 132R 6 x PAIRS, 1 x BOX GLOVE CLIPS & 1 x BOX SAFETY GLASSES, 12 X PAIRS, C&A AUSTAILIA, TINTED
1	FTECH SHELL BADGE OVERALLS, SIZE: 132S 6 x PAIRS, 1 x BOX GLOVE CLIPS & 1 x BOX SAFETY GLASSES, 12 X PAIRS, C&A AUSTAILIA, TINTED
1	FTECH SHELL BADGE OVERALLS, SIZE: 132S 6 x PAIRS, 1 x BOX GLOVE CLIPS & 1 x BOX SAFETY GLASSES, 12 X PAIRS, C&A AUSTAILIA, TINTED
1	FTECH SHELL BADGE OVERALLS, SIZE: 102R 6 x PAIRS, 1 x BOX GLOVE CLIPS & 1 x BOX SAFETY GLASSES, 12 X PAIRS, C&A AUSTAILIA, TINTED
1	FTECH SHELL BADGE OVERALLS, SIZE: 102R 6 x PAIRS, 1 x BOX GLOVE CLIPS & 1 x BOX SAFETY GLASSES, 12 X PAIRS, C&A AUSTAILIA, TINTED
1	2 x LIFTING SLINGS, 6 TONNE, 6m (L)
1	2 x LIFTING SLINGS, 6 TONNE, 6m (L)

QTY	DESCRIPTION
1	1 x ROLL PVC WIRE CABLE. BLUE COATED 3-4mm x 100m
1	1 x ROLL PVC WIRE CABLE. BLUE COATED 3-4mm x 100m
1	5 x ROLLS PVC WIRE CABLE. BLUE COATED 2-3mm x 100m
1	5 x ROLLS PVC WIRE CABLE. BLUE COATED 2-3 mm x 100m
1	5 x ROLLS PVC WIRE CABLE. BLUE COATED 2-3mm x 100m
1	ELECTRICAL PARTS AND COMPONENTS, INC. GLOBES, STARTERS, BATTERIES, BALLASTS, SANDING DISCS, CABLE CLIPS, ETC 1 x SHELF
1	VICTA LAWNMOWER, PETROL 58cc BRIGGS & STRATTON MOTOR WITH CATCHER
1	VICTA TORNADO LAWNMOWER, PETROL 190cc BRIGGS & STRATTON MOTOR WITH CATCHER
1	VICTA VS160 LAWNMOWER WITH CATCHER, 2 STROKE
1	ENGINE LIFTER, TWM
1	ASSORTED GARDEN SHOVELS, RAKES & 2 x TROLLEYS, 1 x PALLET
1	CAMPING GEAR INCLUDING CAST OVEN, ESKY, WATER CAN, ETC 1 x PALLET
1	GARDEN SPRAYERS, PRESSURE WASHER, 2 x WORK HORSES, TOOL BOXES, ETC 1 x PALLET
1	WALL MOUNT CABINET, TIMBER, 2 x HYDRAULIC RAMS, ETC 1 x PALLET
1	MIG WELDER, FRONIUS VARIO STAR 247 415V
1	2 x LIFTING SLINGS, NOBLE & SONS 6 TONNE, 4.5m (L)
1	CHAINSAW, HUSQVARNA PETROL POWER 20" BAR

QTY	DESCRIPTION
1	CHAINSAW, HUSQVARNA PETROL POWER 20" BAR & PETROL BLOWER
1	DRILL PRESS, BAKER 12 SPEED ON STAND 240V
1	2 x WORKSHOP PEDESTAL FANS
1	2 x LIFTING SLINGS, 4 TONNE, 5m (L)
1	CARDBOARD BAILER, WASTEPAC MOD: 75 87 BAR, 240V ( DOM: 2019 )
1	ALLOY STEP LADDAERS 2 x 3FT & 1 x 6FT
1	VINTAGE STATIONARY DIESEL ENGINE, RONALDSON BROS TIPPERT TYPE: CF 5HP, 300RPM
1	VINTAGE STATIONARY PETROL ENGINE, RONALDSON BROS TIPPERT 3HP, 900RPM IN PARTS 1 x PALLET
1	VINTAGE ENGINE & AGRICULTURAL PARTS 1 x PALLET
1	2 x VINTAGE STATIONARY PETROL ENGINES, JAP LONDON WASP TYPE: 305 1 x PALLET
1	VINTAGE WATER PUMP, MYERS 1921 BATEMAN SHAFT DRIVEN
1	VINTAGE STATIONARY PETROL ENGINE, WISCONSIN MOD: VE4 4 CYLINDER, ALL FAULTS & VILLIERS SINGLE CYLINDER PETROL ENGINE & PUMP 1 x PALLET
1	HOT WASH PRESSURE CLEANER, KARCHER MOD: HDS558C DIESEL 240V (ALL FAULTS, BROKEN/MISSING PARTS)
1	ARC WELDER, MARRLOWS, EASIARC 155, 240V, MITRE SAW, GMC, 2400, 240V, BROKEN, TIG WELDER, TRANSTIG 200 AC/DC, 415V, ALL FAULTS, DAMAGED, 2 x STEEL TOOL BOXES, MULTI DRAWER & 1 x PIANO DOLLY

QTY	DESCRIPTION
1	ENGINEERING VICE, AUTOWELL, 65mm, 2 x CHUCKS, LATHE CUTTER & MORSE TAPE ADAPTORS
1	BENCH DRILL PRESS, RYOBI MOD: BD12 ON STAND, 240V
1	DURATECH SOLDERING IRON & HOT AIR REWORK MOD: TS-1574 240V
1	KEY CUTTING MACHINE, WENXING MOD: 100 S/NO: 120500604 240V
1	KEY CUTTER, SILICA MATRIX S/NO: 1181701101303 240V
1	ENGINEERING VICE, 140mm
1	CUT OFF SAW, 235mm & ANGLE GRINDER, 230mm, OZITO 240V
1	FIREPROOF FILING CABINET, 3 DRAWER
1	SAFE, 500 (W) x 400 (H) x 470mm (L) NO COMBO
1	PRESSURE WASHER, KARCHER, 240V, PUSH BEHIND SWEEPER, FRIDGE DRAWER & COMPRESSOR, 240V
1	2 x SPLIT SYSTEM AIR CONDITIONERS, INCLUDING 1 x DAIKIN MOD: R407C WITH HEAD UNIT & SANYO MOD: SAP-C243AH5 WITH HEAD UNIT 1 x PALLET
1	40 (APPROX) x PIPE LINE JOINERS, COPPER LINED/COATED 150 DIAMETER x 240mm (L) THREADED INSIDE 1 x CRATE
1	METAL WORK BENCH, 2200 (L) x 600 (W) x 1060mm (H) MDF TOP & SHELF
1	METAL WORK BENCH, 2200 (L) x 600 (W) x 1060mm (H) MDF TOP & SHELF WITH MAKITA BENCH GRINDER, 150mm



QTY	DESCRIPTION
1	METAL WORK BENCH, 2200 (L) x 600 (W) x 1060mm (H) MDF TOP & IRWIN VICE, 100mm
1	METAL WORK BENCH, 2200 (L) x 600 (W) x 1060mm (H) MDF TOP & IRWIN RECORD No 3 VICE, 100mm
1	2 x METAL STORAGE CABINETS WITH METAL SHELVES 900 (W) x 460 (L) x 1800mm (H)
1	2 x METAL STORAGE CABINETS WITH METAL SHELVES 900 (W) x 460 (L) x 1800mm (H)
1	STEEL STRAPPING TENSIONER & CRIMPER WITH STAPPING COIL DISPENCER
1	ANGLE GRINDER, 9" & HEDGE TRIMMER 240V, EXTENSION LEADS, CUTTING BLADES, LIGHT TIMBER CABINET WELDING RODS, TIMBER CASE, ETC 3 x SHELVES
1	2 x BOXES FACE SHIELDS, 1 x BOX HARD HATS WITH FACE SHIELDS, 10 x BLUE HARD HATS & 6 x BOXES SURGICAL MASKS, 3M
1	1 x BOX FACE SHIELDS, 1 x BOX HARD HATS WITH FACE SHIELDS & 1 x BOX GREEN HARD HATS
1	DIE GRINDING STONE BITS, PFERD MOUNTED POINTS, 35mm DIA x 40 (L) x 5mm SHAFT 20 x PACKETS (5/PACKET), 2V32406ADW24L6B (2 BOXES)
1	2 x BOXES FACE SHIELDS, 1 x BOX HARD HATS WITH FACE SHIELDS, 10 x BLUE HARD HATS & 6 x BOXES SURGICAL MASKS, 3M
1	DIE GRINDING STONE BITS, PFERD MOUNTED POINTS, 35mm DIA x 40 (L) x 5mm SHAFT 20 x PACKETS (5/PACKET), 2V32406ADW24L6B (2 BOXES)
1	DIE GRINDING STONE BITS, PFERD MOUNTED POINTS, 35mm DIA x 40 (L) x 5mm SHAFT 20 x PACKETS (5/PACKET), 2V32406ADW24L6B (2 BOXES)
1	EFFECT SPRAY PAINT DULUX 6 x BOXES GLASS FROSTING 6 x BOXES CRACKLE EFFECT, WHITE (6 x 300gm CANS/BOX)



## QTY

## DESCRIPTION



1 EFFECT SPRAY PAINT DULUX  
6 x BOXES GLASS FROSTING  
6 x BOXES CRACKLE EFFECT, WHITE  
(6 x 300gm CANS/BOX)



1 EFFECT SPRAY PAINT DULUX  
6 x BOXES GLASS FROSTING  
6 x BOXES CRACKLE EFFECT, WHITE  
(6 x 300gm CANS/BOX)



1 EFFECT SPRAY PAINT DULUX  
6 x BOXES GLASS FROSTING  
6 x BOXES CRACKLE EFFECT, WHITE  
(6 x 300gm CANS/BOX)



1 EFFECT SPRAY PAINT DULUX  
6 x BOXES GLASS FROSTING  
6 x BOXES CRACKLE EFFECT, WHITE  
(6 x 300gm CANS/BOX)



1 EFFECT SPRAY PAINT, DULUX  
MARBLE WHITE, 3 x BOXES,  
MARBLE BLACK, 3 x BOXES,  
CRACKLE WHITE, 3 x BOXES,  
GLASS FROSTING, 3 x BOXES,  
6 x 300gm CANS/BOX



1 EFFECT SPRAY PAINT, DULUX  
MARBLE WHITE, 3 x BOXES,  
MARBLE BLACK, 3 x BOXES,  
CRACKLE WHITE, 3 x BOXES,  
GLASS FROSTING, 3 x BOXES,  
6 x 300gm CANS/BOX

1 4 x TRUCK RIMS & TYRES, 10 STUD, SM203-10.00 R20  
50% TREAD

1 4 x TRUCK RIMS & TYRES, 10 STUD, SM203-10.00 R20  
50% TREAD

## QTY

## DESCRIPTION



1	VALVE ACTUATOR, FISHER TYPE: 1052 PNEUMATIC SIZE: 60 RANGE: 0-33 90 DEGREE ROTATION
1	4 x MACHINE SKATES HEAVY/D 4 x ROTARY PADS STEEL
1	TOOLBOX, 2 x PAINT TINS, HOSES, 2 x CAR BATTERIES, GREASE DRUMS, JERRY CAN, GUM BOOTS, STRAPS, GREASE GUNS, SPRAY CANS, ETC, 2 x PALLET
1	SHOVELS, HAMMERS, PICK, ASSORTED TOOLS, FIRE HYDRANT VALVES, ETC, 1 x PALLET
1	1 x TUB TEK SCREWS, 4 TIER SHELF UNIT, MOBILE TROLLEY, SCREWS, METAL 4 DRAWER FILING CABINET & 2 DRAWER METAL CABINET, 2 x PALLET
1	2 x BOLT CUTTERS, 1 x PAIR CABLE CUTTERS & 3 x JIMMY BARS
1	ANTIQUE BRACKETS, BOTTLES, ETC 1 x PALLET
1	ELECTRONIC SCALES, VULCAN S/NO: C7911539 BASE SIZE: 700 (L) x 600mm (W) 240V
1	10 x STILLAGES, SKELETAL, BLUE PAINTED STEEL, MATCHING & STACKABLE SIZE: 1100 x 900 x 1060mm (H)
1	PALLET RACKING, COLBY 3 x BAYS 4 x UPRIGHTS, 4200 x 840mm 19 x CROSS BEAMS, 2740mm 10 x PLYWOOD SHELVES, 2400 x 1200 x 30mm 1 x PALLET
1	PALLET RACKING, BROWNBUILT, 2 x BAYS 3 x UPRIGHTS, 3900 x 1220mm 12 x CROSS BEAMS, 2740mm 9 x PLYWOOD SHELVES, 2400 x 1200 x 30mm 1 x PALLET
1	PALLET RACKING, BROWNBUILT, 2 x BAYS 3 x UPRIGHTS, 3900 x 1220mm 12 x CROSS BEAMS, 2740mm 9 x PLYWOOD SHELVES, 1900 x 1200 x 30mm 1 x PALLET

QTY	DESCRIPTION
1	PALLET RACKING, BROWNBUILT, 2 x BAYS 3 x UPRIGHTS, 3900 x 1220mm 12 x CROSS BEAMS, 2740mm 9 x PLYWOOD SHELVES, 1900 x 1200 x 30mm 1 x PALLET
1	PALLET RACKING, BROWNBUILT, 4 x BAYS 5 x UPRIGHTS, 3900 x 1220mm 24 x CROSS BEAMS, 2740mm 14 x PLYWOOD SHELVES, 2400 x 1200 x 30mm 1 x PACK ON STEEL DOLLY TROLLEY
1	3 BAYS OF PALLET RACKING, COLBY 3 x 4800mm & 1 x 3600mm HIGH UPRIGHTS x 1170mm DEEP WITH 16 x CROSSBEAMS @ 2590mm & 16 x MESH DECKS TO SUIT
1	3 BAYS OF COLBY PALLET RACKING, 4 x 3600mm HIGH UPRIGHTS x 840MM DEEP WITH 12 x CROSSBEAMS @ 2590mm
1	30 x COLBY CROSS BEAMS AT 2740 x 75mm WITH 3 x PRONG TOC
1	32 x COLBY CROSS BEAMS AT 2740 x 75mm WITH 3 x PRONG TOC
1	CANTILEVER RACKING, 1 BAY SINGLE SIDED, 4500mm HIGH WITH 1750mm CENTRES & 3 x 1200mm ARMS PER COLUMN



1 8 x STEEL SWIVEL CASTOR WHEELS, BLACK, 150mm (D), HEAVY DUTY & 8 x FIXED CASTOR WHEELS, BLACK, 150mm (D), HEAVY DUTY



1 8 x STEEL SWIVEL CASTOR WHEELS, BLACK, 150mm (D), HEAVY DUTY & 8 x FIXED CASTOR WHEELS, BLACK, 150mm (D), HEAVY DUTY



1 8 x STEEL SWIVEL CASTOR WHEELS, BLACK, 150mm (D), HEAVY DUTY & 8 x FIXED CASTOR WHEELS, BLACK, 150mm (D), HEAVY DUTY



## QTY

## DESCRIPTION



1 8 x STEEL SWIVEL CASTOR WHEELS, BLACK, 150mm (D), HEAVY DUTY  
& 8 x FIXED CASTOR WHEELS, BLACK, 150mm (D), HEAVY DUTY



1 8 x STEEL SWIVEL CASTOR WHEELS, BLACK, 150mm (D), HEAVY DUTY  
& 8 x FIXED CASTOR WHEELS, BLACK, 150mm (D), HEAVY DUTY



1 SCAFFOLDING LEVELING SCREW JACK/ FOOT SUPPORTS  
QTY x 50 (APPROX)  
40mm THREADED SHAFT,  
LENGTHS INCLUDE 400 & 700mm,  
GALV STEEL,  
1 x PALLET



1 SCAFFOLDING LEVELING SCREW JACK/ FOOT SUPPORTS  
QTY x 152 (APPROX)  
40mm THREADED SHAFT,  
LENGTHS INCLUDE 400, 500 & 700mm,  
GALV STEEL,  
1 x PALLET



1 SCAFFOLDING LEVELING SCREW JACK/ FOOT SUPPORTS  
QTY x 180 (APPROX)  
40mm THREADED SHAFT,  
700mm LENGTHS,  
1 x PALLET



1 SCAFFOLDING LEVELING SCREW JACK/ FOOT SUPPORTS  
QTY x 230 (APPROX)  
35mm THREADED SHAFT,  
520mm LENGTHS,  
1 x PALLET



1 40 x SCAFFOLDING WALKWAY PLANKS  
GALV STEEL  
SWL: 220kg EACH  
SIZE: 1870 x 220 x 70-90mm  
1 x PACK

**QTY****DESCRIPTION**

1 40 x SCAFFOLDING WALKWAY PLANKS  
GALV STEEL  
SWL: 220kg EACH  
SIZE: 1870 x 220 x 70-90mm  
1 x PACK



1 40 x SCAFFOLDING WALKWAY PLANKS  
GALV STEEL  
SWL: 220kg EACH  
SIZE: 1870 x 220 x 70-90mm  
1 x PACK



1 40 x SCAFFOLDING WALKWAY PLANKS  
GALV STEEL  
SWL: 220kg EACH  
SIZE: 1870 x 220 x 70-90mm  
1 x PACK



1 40 x SCAFFOLDING WALKWAY PLANKS  
GALV STEEL  
SWL: 220kg EACH  
SIZE: 1870 x 220 x 70-90mm  
1 x PACK



1 40 x SCAFFOLDING WALKWAY PLANKS  
GALV STEEL  
SWL: 220kg EACH  
SIZE: 1870 x 220 x 70-90mm  
1 x PACK



1 80 x SCAFFOLDING WALKWAY PLANKS  
GALV STEEL  
SWL: 220kg EACH  
SIZE: 1870 x 220 x 70-90mm  
2 x PACKS

**QTY****DESCRIPTION**


1 80 x SCAFFOLDING WALKWAY PLANKS  
GALV STEEL  
SWL: 220kg EACH  
SIZE: 1870 x 220 x 70-90mm  
2 x PACKS



1 80 x SCAFFOLDING WALKWAY PLANKS  
GALV STEEL  
SWL: 220kg EACH  
SIZE: 1870 x 220 x 70-90mm  
2 x PACKS



1 80 x SCAFFOLDING WALKWAY PLANKS  
GALV STEEL  
SWL: 220kg EACH  
SIZE: 1870 x 220 x 70-90mm  
2 x PACKS



1 160 x SCAFFOLDING WALKWAY PLANKS  
GALV STEEL  
SWL: 220kg EACH  
SIZE: 1870 x 220 x 70-90mm  
4 x PACKS

**QTY****DESCRIPTION**

- 1 POLY TANK, OPEN TOP,  
MANUFACTURED BY KINGSTON BRIDGE ENGINEERING PTY LTD  
BLACK POLYETHYLENE CONSTRUCTION  
DIAMETER: 2100 x 3260mm (H) APPROX  
FITTED WITH 1 x BOTTOM FLANGED OUTLET, 600mm DIAMETER  
3 x TOP INLETS, 2 @ 220mm DIAMETER & 1 @ 100mm