

QTY

DESCRIPTION



1 ARTICULATED FRONT END LOADER, SAMSUNG SL180-2
 S/NO: NDY0480
 ENG: 21319911
 POWERED BY CUMMINS 6 CYLINDER TURBO DIESEL ENGINE
 MOD: C8.3-C
 RATED POWER: 215HP (160kw)
 HOURS: 7,949 SHOWING
 FITTED WITH GP BUCKET

KEY #31



1 FAIRWAY REEL MOWER/GANG MOWER, JOHN DEERE 3235-C
 MOD: 3TNV84T-K
 POWERED BY YANMAR 30kw TURBO DIESEL ENGINE
 HRS SHOWING: 3706
 PIN: TC3235C011077
 FITTED WITH ROPS, CANOPY & FRONT WIND SHIELD

KEY# 30



1 2019 ISUZU FH-FTS139-260 4x4 SINGLE CAB TRAYTOP TRUCK
 REG: NO PLATES
 VIN: JALFTS34LJ7000426
 ODO: 58,155kms SHOWING
 GVM: 13,900kg
 GCM: 20,500kg
 6 CYLINDER TURBO DIESEL, 6 SPEED MANUAL TRANSMISSION, SPRING
 SUSPENSION, WHITE DUCO, 11R 22.5 2 DOORS, 3 SEAT,
 AIR CON, BULL BAR, STEEL TRAY, MINE SPEC FIRE SUPPRESSION SYSTEM,
 MUIRHEAD
 BATTERY ISOLATION SWITCHES, REVERSE CAMERA & LCD,
 REA, ROPS & FOPS CANOPY OVER CAB
 WARNING LIGHTS,
 ABT EMERGENCY BRAKE SYSTEM
 TRAY SIZE 6000x2500mm FITTED WITH
 SIDE MOUNTED STEPS & 6 x CONTAINER LOCKING PINS

KEY #7
 (WITH 1 KEY/S)



1 FAIRWAY REEL MOWER, TORO, REEL MASTER 550-D
 MOD: D1105-T
 POWERED BY KUBOTA 3 CYLINDER TURBO DIESEL ENGINE
 RATED POWER 26kw (35HP)
 HOURS: 1753 SHOWING
 HYDROSTATIC TRANSMISSION
 FITTED WITH ROPS & CANOPY
 CUT WIDTH: 2540mm

KEY# 28




1 2007 FORKLIFT, LINDE
 MOD: H25T
 S/NO: H2X392U01570
 RATED CAPACITY: 2,500kg
 SAFE WORK LOAD: 2,230kg
 MAX LIFT HEIGHT: 4,050mm
 4 CYLINDER ENGINE, LPG
 HOURS: 13,606 SHOWING
 CLEAR VIEW 2 STAGE MAST

KEY #41

QTY

DESCRIPTION



1 NICHYU ELECTRIC REACH FORKLIFT
 MOD: FBRMAW2075BC650MSF
 S/NO: 141AE1523
 MAX LIFT WEIGHT: 1,570kg
 MAX LIFT HEIGHT: 6,500mm
 SIDE SHIFT
 FOPS
 SAFE WEIGHT SYSTEM

1 x KEY



1 2002 MINI SPIDER CRAWLER CRANE, UNIC
 MOD: UR295C
 MRC 2,500kg
 S/NO: 250C0400
 POWERED BY ROBIN PETROL ENGINE
 MOD: EV28
 HOURS: 1,047 SHOWING
 RUBBER TRACKED
 5 STAGE TELESCOPIC BOOM
 LAST 10 YEAR INSPECTION DATE: 22/7/2013
 LAST ANNUAL INSPECTION: 19/11/19
 4 x HYDRAULIC OUTRIGGERS
 TARE: 1,600kg
 (2019 ANUAL INSPECTION REPORT IN OFFICE)
 KEY #58



1 2013 JAYCO EAGLE OUTBACK, 13 Ft
 POP TOP CARAVAN
 REG: S104 TJJ (SA)
 VIN: 6AM000000D1R16263
 SINGLE AXLE, OFF ROAD
 WHITE/BLACK FINISH, SLEEPS 5 PEOPLE
 BALL HITCH, ELECTRIC BRAKES
 FULL KITCHEN INCLUDING COMETIC GAS/ELEC STOVE/GRILL,
 MICROWAVE, THETFORD 3 WAY FRIDGE
 ROOF MOUNT A/C UNIT, TRUMA , MODLE: AVENTA COMFORT
 STEREO SYSTEM, ROLL OUT AWNING,
 JERRY CAN HOLDER, SPARE WHEEL
 GTM: 1,222kg
 GCM: 1,522kg
 WITH REG PAPER & BOOKS

KEY #11



1 2013 TOYOTA HILUX KUN26R 150 SERIES DUAL CAB TRAY TOP 4x4
 REG: S618 AUJ (SA)
 VIN: MR0FZ22G901191127
 ENG: 1KDA047474
 ODO: 332,780kms SHOWING
 3.0 LITRE TURBO DIESEL, AUTOMATIC TRANSMISSION, WHITE DUCO, 4
 DOORS, 5 SEAT, 4x4
 ABS, AIR BAG, AIR CON, ALLOY TRAY, BULL BAR, CD PLAYER, CENTRAL
 LOCKING, CRUISE CONTROL, IMMOBILISER, LADDER RACK, POWER
 STEERING, ROOF RACKS, SPARE WHEEL, SPOT LIGHTS, TOW BAR, ROOF
 MOUNT WARNING LIGHTS
 UNDER TRAY TOOL BOXES

KEY #32
 (WITH 2 KEY/S, WITH OWNER'S MANUAL, WITH SERVICE BOOKS)
 CONDITION:
 BODY - DENTS & SCRATCHES

QTY

DESCRIPTION

- 1 2010 TOYOTA HILUX KUN26R SR DUAL CAB TRAY TOP 4x4
 REG: S108 BLC (SA)
 VIN: MR0FZ22G001041813
 ENG: 1KD5164147
 ODO: 255,001 kms SHOWING
 3.0 LITRE TURBO DIESEL, 5 SPEED MANUAL, WHITE, 4 DOORS, 5 SEAT, 4x4
 AIR BAG, AIR CON, BULL BAR, CARGO BARRIER, CD PLAYER, CENTRAL
 LOCKING, DECALS, IMMOBILISER, LADDER RACK, POWER STEERING, POWER
 WINDOWS, STEEL TRAY, TOW BAR, SNORKEL AIR INTAKE
 BATTERY ISOLATION SWITCH
 ROLL OUT AWNING
 REVERSE CAMERA
- KEY #13
 (NO PAPERS, WITH 1 KEY/S, WITH OWNER'S MANUAL, WITH SERVICE BOOKS)



- 1 1998 MERCEDES BENZ CLK 320 COUPE
 REG: MB CLK (SA)
 VIN: WDB2083652F063146
 ENG: 11294030292677
 ODO: 188,374kms SHOWING
 6 CYLINDER, PETROL, AUTOMATIC TRANSMISSION, METALLIC SILVER, 2
 DOORS, 4 SEAT,
 ABS, AIR BAG, AIR CON, ALLOY WHEELS, CENTRAL LOCKING, CRUISE
 CONTROL, IMMOBILISER, LEATHER TRIM, POWER STEERING, SPARE WHEEL,
 SUNROOF
 (WITH PAPERS, WITH 1 KEY/S, WITH OWNER'S MANUAL, WITH SERVICE
 BOOKS)
 CONDITION:
 FRONT BUMPER - SCRATCHES & IMPACT DAMAGE
 BONNET & GUARD - SCRATCHES & DENT



- 1 2005 JEEP CHEROKEE RENEGADE CRD SUV 4x4
 REG: NO PLATES
 VIN: 1J8GM38555W609750
 ODO: 375,434kms SHOWING
 2.8 LITRE DIESEL, CRD, AUTOMATIC TRANSMISSION, METALLIC GOLD DUCO, 4
 DOORS, 5 SEAT, 4x4
 ABS, AIR BAG, AIR CON, ALLOY WHEELS, CD PLAYER, CENTRAL LOCKING,
 CRUISE CONTROL, IMMOBILISER, NUDGE BAR, POWER WINDOWS, SPARE
 WHEEL, SPOT LIGHTS, TOW BAR, KEY #3
 PREVIOUS REGO NUMBER WAS XED 352
 (WITH 1 KEY/S)
 CONDITION:
 MIRROR DRIVERS SIDE - BROKEN



- 1 1977 FORD F-350 PICK UP TRUCK
 REG: S284 BBH (SA)
 VIN: AL3JTD54682K
 V8 LPG, 4 SPEED MANUAL TRANSMISSION, BLUE DUCO, 2 DOORS, 3 SEAT,
 UNFINISHED RESTORATION PROJECT
 MOST PARTS INCLUDED TO FINISH THE RESTORATION
- COMPLIANCE & MANUFACTURERS PLATES IN OFFICE
 KEY #44
 (WITH PAPERS, WITH 1 KEY/S)

QTY

DESCRIPTION



- 1 2020 ESSENTIAL CARAVANS, DBC CRUISER
 21', TANDEM AXLE
 REG: S285 THS
 VIN: 6NSCARVANLC000219
 FEATURES INCLUDE FULL KITCHEN FITTED WITH
 THETFORD GAS OVEN & COOKTOP, MICROWAVE,
 FRIDGE/FREEZER, LOUNGE,
 FULL ENSUITE WITH SHOWER/TOILET & WASH BASIN,
 WASHING MACHINE, GAS/ELECTRIC HOT WATER SYSTEM,
 2 x 9kg GAS BOTTLES
 DOMETIC IBIS4 A/C SYSTEM, ROOF MOUNT,
 QUEEN BED, SWIVEL LCD TV & STEREO SYSTEM,
 BMPRO PLUS35PM, BATTERY MANAGEMENT SYSTEM,
 SOLAR POWER SYSTEM WITH ENERDRIVE CONTROLLER,
 50mm BALL HITCH, TRAIL SAFE BREAK AWAY SWITCH,
 ALLOY RIMS & 205/70R15 TYRES & SPARE WHEEL,
 2 x WATER TANKS & 1 x GREY WATER TANK,
 ROLL OUT AWNING WITH ACCESSORIES,
 MULTIPLE OUTSIDE STORAGE COMPARTMENTS,
 ATM: 2,660kg
 TARE: 2,230kg
 GTM: 2,500kg

KEY #26



- 1 1974 FORD TRANSIT COMBI RV
 MOD: 523-222
 REG: NO PLATES
 VIN: CL2CPR28262C1074
 6 CYLINDER, MANUAL TRANSMISSION
 GREEN DUCO , FITTED WITH CUPBOARD STORAGE,
 REAR BENCH SEAT,
 POP UP ROOF WITH SKYLIGHTS
 ENGINE RUNS,
 VAN NEEDS RESTORATION



- 1 1996 SEARAY HALF CABIN CRUISER BOAT
 MOD: 215 EXPRESS CRUISER
 WHITE FIBREGLASS HULL,
 LENGTH: 6.55m
 MARINE REG: KG117S
 HULL NO: AU-WWA029175AL7
 ENG NO: OF772099
 POWERED BY MERCURISER 5.7 LITRE INBOARD V8
 HOURS: 97 SHOWING ONLY
 BOAT IS FITTED WITH IN CABIN WASH BASIN & TOILET
 HAS BIMINI CANOPY AND COVERS
 ON TANDEM AXLE GALV STEEL TRAILER
 REG: YBK 606
 BALL HITCH, WINCH, JOCKEY WHEEL,
 BRAKES, SPARE WHEEL
 (NOTE BRAKES NOT WORKING)
 WITH BOOKS & KEYS



- 1 CNC MILLING MACHINE, DECKEL MAHO DMV 70V
 3 AXIS
 CONTROLLER: HEIDENHAIN TNC 426
 AUTO TOOL CHANGER, 30 TOOL CAPACITY
 TABLE DIMENSIONS: 900 x 550mm
 SPINDLE TYPE: SA40
 415V
 WEIGHT: 8,00kg
 SOLD IN SITU, LOCATED AT 72 RICHMOND ROAD, KESWICK
 (INSPECTION BY APPOINTMENT ONLY, LOADING AT BUYERS COST)

QTY

DESCRIPTION



- 1 SPEED BOAT
 PRIDE STAREFIRE G.T,
 4.4mtr FIBREGLASS HULL
 MARINE REGO NO. DF87S
 HIN No: AU-TSA027179BR7
 WITH JOHNSON 85HP OUTBOARD ENGINE,
 BIMINI CANOPY, 4 PERSON CAP.
 ON SINGLE AXLE GALV STEEL TRAILER
 NO REGO PLATES
 BALL HITCH, HAND WINCH



- 1 2007 TRI STAR INDUSTRIES, 33 ft WATER TANKER, TRI AXLE SEMI TRAILER
 REG: NO PLATES
 VIN / CHASSIS: 6T9T25N5072NUM
 VOLUME: 26,000 LTR
 AIRBAG SUSPENSION, 11R22.5, AIR BRAKES,
 OVAL STEEL TANK
 SIZE: 9000mm(L) x 2460mm (W) x 1410mm(H)
 FITTED WITH REAR SPRAY BAR 2200mm (W)
 BOTTOM & FRONT OUTLET VALVES, TOP INFEED CHUTE
 FRONT MOUNT LEVEL VIEW TUBE



- 1 2012 MERLO S.P.A TELEHANDLER, TWIN STEER, 4x4
 MOD: P28.8L
 S/NO: ZF1P28L07C2156784
 REG: S04 SKV (SA)
 MAX LIFT CAP: 2,800kg
 MAX REACH: 8,000mm
 POWERED BY PERKINS 74kw DIESEL ENGINE
 TYPE: 3066/2300
 HOURS: 5,824 SHOWING
 FITTED WITH FORK ATTACHMENT
 DIGITAL LOAD SCALES
 BATTERY ISOLATION SWITCH
 EMERGENCY STOP SWITCHES
 ROPS & FOPS
 REVERSE CAMERA WITH INSPECTION BOOKS

KEY #25



- 1 2006 ROUGH TERRAIN SCISSOR LIFT, 4x4
 GENIE, MOD: GS-4390
 REG: S054 SKV (SA)
 S/NO: 659006-043346
 POWERED BY DIESEL ENGINE
 HOURS: 1,598 SHOWING
 MAX WORK HEIGHT: 15.11m
 MAX WEIGHT CAP: 680kg (7 x PERSON)
 4 x HYDRAULIC OUTRIGGERS
 DUAL EXTENDABLE PLATFORM
 1 x KEY & SERVICE REPORTS
 DATE OF LAST MAJOR INSPECTION: 11/4/2018
 NO REG PAPER

KEY #24



- 1 SHIPPING CONTAINER, 40'
 ORANGE, GOOD CONDITION
 MAX PAYLOAD: 26,700kg, 67.7m3
 2 x SMALL HOLES IN ROOF

QTY

DESCRIPTION



1 STEEL BENDER, SIMA
MOD: DEL45
SUIT FLAT BAR & REO STEEL
WITH ASSORTED MANDRILLS & DIES,
TABLE SIZE: 1040 x 960mm
FOOT OPERATED REMOTE CONTROL
INCLUDING MANUALS
415V



1 METAL WORKING PUNCH, SHEAR & CROPPER PRESS,
4 STATON, FOOT OP WITH ANGLE & NOTCH CUTTING
415V



1 WIRE STRIPPING MACHINE, VEVOR
2-24mm, BENCH MOUNT,
240V



1 PACKAGED AIR COMPRESSOR, CAPS
MOD: FRECON 22-10
DOM: 2019
MAX PRESSURE: 10 BAR
CAPACITY: 3.8m3/MIN
22kw, 415V



1 LATHE, JFMT
MOD: J-530 X 2000
GAPPED BED LENGTH: 2600mm
SWING: 530mm
FEED THROUGH: 80mm DIAMETER
FITTED WITH SINO DRO, MOD: SDS2L
TOOL HOLDERS
3 x 4 JAW CHUCKS,
3 x STEADIES,
2 x SWARF TRAY TOLLIES,
FACE PLATE, ETC, 415V
WEIGHT: 2870kg



1 MANUAL FOLDER, JOHN HEINE
MOD: 71H
SERIES 2
CAPACITY: 2mm SOFT STEEL
WIDTH: 1200mm

QTY

DESCRIPTION



- 1 UNIVERSAL MILL, ANAYAK
BED SIZE: 1400 x 300mm
415V WITH 2 x COLLET HOLDER SETS



- 1 CNC MULTI HEAD DRILLING & TAPPING MACHINE WITH DRO CONTROL
STC-12A
6 HEAD TURRET, COLLANT FEED
FULLY ENCLOSED



- 1 SCREW AIR COMPRESSOR, INGERSOLL RAND
MOD: UPS-22TA5-8
3.34m³/MIN
0.88 MPA
DOM: 2015
HOURS: 20,584 APPROX SHOWING

NOTE: HAS ELECTRICAL FAULT



- 1 UP CUT SAW, TRANZADORAS
MOD: TL-302SA
DOM: 2017
300mm BLADE WITH PNEUMATIC CLAMPING & LUBRICATION
240V 10 AMP
DEMO MACHINE ON BENCH

- 1 AIR LESS SPRAY PAINT UNIT, GRACO
MOD: 49J ST PRO
SMART CONTROL
MOBILE, 240V WITH HOSES & GUN

- 1 AIR COMPRESSOR, PRO AIR
MOD: 55524
TWIN CYLINDER SWAN COMPRESSOR, SY-202
POWERED BY HONDA GX160 PETROL ENGINE
5.5HP, MOBILE

QTY	DESCRIPTION
1	PRECISION SURFACE TABLE, WING GAUGE & INSTRUMENT CO CAST STEEL 1530 x 915 x 920mm (H)
1	GENERATOR, PRIME POWER MOD: HO8500 OUTPUT: 7000w POWERED BY TURINI 15HP PETROL ENGINE 2 x 240V OUTLETS, KEY & PULL START, MOBILE
1	SLIDING VERNIER, CALIPER, BRADFORD 0-670mm (0-26") IN TIMBER CASE
1	SLIDING VERNIER, CALIPER, DIGIMATIC 0-24" IN TIMBER CASE
1	LASER LEVEL KIT & ANGEL GRINDER, OZITO, 100mm 240V, AS NEW
1	WATER PUMP, FLOTEC AUTOJET 40 MOD: PC-01 WITH AUTOMATIC PRESSURE CONTROL UNIT 240V
1	PRESSURE WASHER, KARCHER PROFESSIONAL HD 10/25 4SX 415V, MOBILE WITH HOSE & SPRAY GUN
1	INVERTER WELDER, ROSS MOD: RXT180E 180 AMP WITH LEADS, 240V IN CARRY CASE
1	MCPHERSON MACHINE TOOLS LATHE, WOODFAST 3 PHASE POWER BED SIZE: 1030mm (L) WITH DUST CHUTES
1	WOOD ROUTER, CARBA TEC MOD: LTJ310 S/NO: 30710 2HP, 240V
1	AIR COMPRESSOR, EXMAX MODEL: 40112 4HP, CAPACITY 366 I/MIN, 8BAR, 112 LITRE TANK, 415V
1	COMPOUND MITRE SAW, OZITO MOD: CMS1621 210mm RATTLE GUN, MILWAUKEE MOD: IPWE400 WITH B&D DRILLS, SANDER & CIRCULAR SAWS 240V



QTY

DESCRIPTION



- 1 CRANE ATTACHMENT, BIANCO
SUIT FORKLIFT
WLL: 2 TONNE,
REACH: 1,230mm
DOM: 2016
WITH SWIVEL HOOK

- 1 PRESSURE TEST PUMP, ROTHENBERGER
MOD: RP-50
MANUAL

- 1 2 x CHASSIS STANDS, ARMSTRONG
ADJUSTABLE
5,000kg

- 1 AIR COMPRESSOR, COMP AIR
MOD: 3150-ISD
WITH 3 CYLINDER SWAN COMPRESSOR
MOD: SWU-310
11kw, 415V MOTOR FITTED WITH COOLING HEAT EXCHANGE

- 1 COMPRESSOR, IRON AIR
MOD: LB18150V
320 LITRES PER MIN, 8-10BAR, 150 LTR TANK
15 AMP PLUG
240V

- 1 MIG WELDER, CIGWELD TRANSMIG 130 TWIN
240V WITH GAS REG, HAND PIECE, LEADS,
TROLLEY MOUNTED

- 1 DUST COLLECTOR,
SINGLE BAG, MOBILE, FM230
240V

- 1 ASSORTED TEST EQUIPMENT, DIGITAL METERS SOLDERING IRONS,
OSCILLOSCOPE, ETC
1 x TRAY



- 1 TEMPORARY FENCING, GALV STEEL FRAME & MESH, PANEL
SIZE: 2400 x 2000mm (H)
26 x PANELS WITH 32mm DIAMETER TUBE &
11 x PANELS WITH 45mm DIAMETER TUBE,
WITH WEIGHTED BASE FEET TO SUIT
2 x PALLETS



- 1 TEMPORARY BARRIER FENCING,
GALV STEEL TUBULAR CONSTRUCTION
20 x PANELS, 2100 x 1100mm (H) WITH
MATCHING STEEL BASE PLATE, CLIPS &
2 x ROLLS PLASTIC BARRIER MESH

QTY

DESCRIPTION



1	BUILDERS SITE TOILET, PORTABLE SKID BASE, POLY CONSTRUCTION SIZE: 1220 x1220 x 2500mm (H)
1	HYDRAULIC POWER PACK & HOSE WITH 2 STAGE BOTTLE JACK, MADASA MOD: HFD10F3 10 TONNE
1	AIR HYDRAULIC PUMP, ENERPAC MOD: TURBO II WITH HOSE
1	HYDRAULIC PUMP, MANUAL WITH HOSE & RAM CYLINDER, 10 TONNE
1	AIR HYDRAULIC JACK, 20 TONNE
1	HYDRAULIC LONG RAM JACK 8 TONNE
1	HYDRAULIC LONG RAM JACK 8 TONNE
1	HYDRAULIC PUMP, MANUAL WITH HOSE
1	HYDRAULIC CYLINDER RAM, ENERPAC 30 TONNE,
1	HYDRAULIC POWER PACK, ENERPAC 10 TONNE MANUAL WITH HOSE & RAM CYLINDER
1	HYDRAULIC CYLINDER RAM, ENERPAC 10 TONNE, 25mm STROKE NEW
1	PNEUMATIC SUCTION PUMP, RAASM MOD: 1:1/60EX SUIT GREASE/OIL, ETC

QTY	DESCRIPTION
1	5 x RATCHET STRAPS, MAXUS MOD: MLR0005 LOAD BINDERS, 50mm x 9m (NEW) 1 x BOX
1	5 x RATCHET STRAPS, MAXUS MOD: MLR0005 LOAD BINDERS, 50mm x 9m (NEW) 1 x BOX
1	2 x HEAVY DUTY LOAD BINDING STRAPS, 100mm, HINGES, SAFETY TRIANGLES, MULTI PURPOSE KEY RINGS, ETC
1	MOTORISED JOCKEY WHEEL, STRIKER 12V
1	STEEL WORK BENCH WITH BACK STOP, 2 DOOR & 2 DRAWER UNDERBENCH STORAGE, SIZE: 1830 x 870 x 930mm(H) FITTED WITH OVERHEAD WORK LIGHT
1	TOOL CABINET & CHEST, KINGCROME BLUE, 56 DRAWER, CHEST & 4 DRAWER CABINET, MOBILE & CONTENTS ASSORTED HAND TOOLS, INCLUDING HAMMERS, PLIERS, SHIFTERS, WERENCHES, SPANNERS, LEVEL, SOCKETS, ETC
1	TOOL CABINET & CHEST, SIDCHROME 9 DRAWER CHEST & 7 DRAWER CABINET, MOBILE & CONTENTS DRILL BITS, FILER, PLIERS, HAMMERS, DRIVERS, SPANNERS, LEVEL
1	TOOL CABINET & CHEST, REPCO RED, 4 DRAWER CHEST & 5 DRAWER CABINET, MOBILE WITH 2 x SMALL TOOL BOXES & CONTENTS SOCKETS & SPANNER SETS, HAMMERS, DRIVERS, PLIERS, RIVET GUNS, ETC
1	TOOL CHEST, CANTILEVER WITH ASSORTED HAND TOOLS INCLUDING VICE GRIPS, SPANNERS, DRILL & TAPS, SOCKET SETS, ALLEN KEYS, ETC
1	2 x TOOL BOXES, RED & BLUE WITH ASSORTED HAND TOOLS INCLUDING CLAMPS, SOCKET SETS, ALLEN KEYS, DRILL BITS, ETC
1	TOOL BOX, CANTILEVER, RED & CONTENTS HAND TOOLS INCLUDING PLIERS, VICE GRIPS, CLAMPS, CHISELS, DRIVERS, ETC
1	TOOL BOX, CANTILEVER, RED & CONTENTS HAND TOOLS INCLUDING SHIFTERS & COMBINATION SPANNERS
1	TOOL BOX, CANTILEVER, RED & CONTENTS ASSORTED SOCKET SETS
1	LARGE QUANTITY HAND TOOLS INCLUDING SAW HORSE STANDS, FILES, PRY BARS, HAMMERS, RIVET GUNS, SHIFERS, GRINDING DISCS, ETC, 1 x PALLET

QTY	DESCRIPTION
1	ASSORTED HARDWARE INCLUDING PARTS DRAWERS INCLUDING SCREWS, NUTS & BOLTS, TAPE, WALL PLUGS, NAILS & GAS STRUTS, ETC 1 x PALLET
1	POWER TOOLS INCLUDING DRILLS, GRINDERS, POLISHERS, SAWS, ANGLE GRINDERS, SANDERS, WORK LIGHTS, ETC 1 x PALLET
1	SCROLL COMPRESSOR UNIT, EMERSON MOD: ZR125KCE
1	TRANSMISSION JACKING STAND BLUE POINT MOD: SNX300TSJ LOAD CAP: 320kg MOBILE
1	ASSORTED EXTRACTION FANS, 240V & 12V DC, AIR COMPRESSOR, 12V, FLUID PUMP, 24V DC, ETC 1 x PALLET
1	14 x ASSORTED PIPE WRENCHES, 200 TO 400mm & 12 x SLIDING F CLAMPS, 350 TO 700mm
1	34 (APPROX) x TUBES, SILICONE SEALERS & ADHESIVES, ASSORTED BRANDS & TYPES
1	HAND TOOLS & GARDEN TOOLS, SPIRIT LEVELS SAWS, ROPE, ACES & STAR DROPPERS 1 x PALLET
1	ASSORTED HARDWARE INCLUDING PARTS DRAWERS INCLUDING NUTS & BOLTS, HOSE CLAMPS, NAILS, HINGES & LOCKS 1 x PALLET
1	7 BAYS PALLET RACKING, DEXION, 8 x UPRIGHTS, 6.8m 40 x CROSSBEAMS, 2.6m
1	UNIVERSAL HOIST JACK STAND, BLUE POINT MOD: SNX1VHS RATED CAP: 680kg 1,500mm (H) WITH FOOT PEDAL LIFT
1	3 x INDUSTRIAL FLATBED TROLLIES HEAVY DUTY STEEL FRAMES ON CASTORS WITH PLYWOOD FLOOR 2400 (L) x 1200mm (W)
1	20 (APPROX) x FLURO LIGHT FIXTURES, WEATHERPROOF, TWIN BATTEN, 240V, 1600mm (L) 1 x STILLAGE
1	20 (APPROX) x FLURO LIGHT FIXTURES, WEATHERPROOF, TWIN BATTEN, 240V, 1600mm (L) 1 x STILLAGE

QTY	DESCRIPTION
1	SILO, DENYER GALV STEEL ON ELEVATED STAND 5800 (H) x 1520mm (DIA)
1	DUST EXTRACTION UNIT FITTED WITH 12 x FILTER UNITS, VERTICALLY MOUNTED, BOTTOM OUTFEED CHUTE FOR FILTRATES 1700 x 1480 x 2580mm (H)
1	GUILLOTINE, JOHN HEINE MOD: 48BP SHEET METAL CUTTER 1240mm (W) FOOT OP 415V
1	RADIAL POWER SAW, NOLEX 350mm DIA BLADE 1100 x 750mm TABLE, 415V
1	CONCRETE GRINDER, RICHMOND INDUSTRIES 200mm GRINDING DISC, WATER FEED, MOBILE 240V
1	BATTERY CHARGER, SNAP-ON MOD: YAH123 12/24V FAST CHARGE
1	AEG CORDLESS TOOLS, 18V COMPRISING BRUSHLESS IMPACT DRIVER, BSS18BLC, BRUSHLESS CIRCULAR SAW, 184Mm, BKS18B, PLANER, 82mm, BHO18X4, DUAL POWER SUPPLY BL18DPS & 2 x 6.0 AMP BATTERIES
1	AIR COMPRESSOR, BLACK RIDGE MOD: BRC95 1500w 95 L/MIN 240V, ARC WELDER, PARAMOUNT TWIN ARC 140 AMP, 240V & BATTERY CHARGER, PROJECTA WORKSHOP, 6, 12 & 24V, 240V 1 x SHELF
1	GENERATOR SPACE HEATER, MARATHON ELECTRIC MOD: S77RDL4874 500kw, 625 KVA, 480V, 752 AMPS
1	HYDRAULIC POWER PACK, WINNER INDUSTRIAL MAX PRESSURE: 250 BAR 24V DC SUIT TRUCK TAILGATE, ETC
1	2 x POSITIVE AIR FEED WELDING HELMETS, 3M ADFLO WITH 2 x CORDLESS FAN UNITS, 1 x BATTERY & CHARGER IN CARRY BAGS




QTY	DESCRIPTION
1	PAIR MATCHING CYCLONE MESH STEEL GATES, GALV STEEL, BARBED WIRE TOPPED 2100 x 2260mm (H)
1	PAIR MATCHING CYCLONE MESH STEEL GATES, GALV STEEL, BARBED WIRE TOPPED 2950 x 2175mm (H)
1	50 (APPROX) x SILICONE WATERPROOFING & STRUCTURAL SEALANT, DOW, DOWSIL 791 & 795 500 & 600ml TUBES 3 x BOXES
1	4 x ROLLS CYCLONE MESH, GALV STEEL, 1 @ 2100mm & 3 @ 1800mm 1 x PALLET
1	70 (APPROX) x SILICONE GLAZING & CLADDING SEALNET, DOW, DOWSIL 688 600ml TUBES 4 x BOXES
1	ALLOY LADDER, 6500mm (L)
1	ALLOY LADDER, 7140mm (L)
1	ALLOY LADDER, 5100mm (L)
1	STRAPPING MACHINE, PAC MASTER MOD: TMS-300 TABLE SIZE: 900 x 600mm MOBILE 240V
1	2 x PULVERISER UNITS, LABTECHNICS, AUSTRALIA MOD: LM2 TYPE: 100300 VIBRATORY PULVERISATION, 415V, MOUNTED TO HEAVY DUTY STEEL SKID BASE SUIT ORE, MINERAL CRUSHING
1	2 x 12V/105 AMP HR AGM DEEP CYCLE BATTERIES
1	2 x LED WORK LIGHTS, CORDLESS, 20w, 1 x PIERLITE 25w & DUAL 30w LED LIGHTS, 240V
1	ARC WELDER, LINCOLN ELECTRIC IDEALARC R3R-400 WITH WELDING CABLES & LEADS, 415V
1	SUPA TOOL DIGITAL CALIPERS, DIGITAL LASER TAPE MEASURE, LASER LEVELLER, FERREX INSPECTION CAMERA, ETC



QTY	DESCRIPTION
1	3 x DEEP SEA ELECTRONICS GENSET CONTROLLERS, 2 x DSE333, 1 x DSE4410, 4 CHANNEL WIRELESS REMOTE CONTROL & RECEIVER
1	3 x PIPE CHAIN WRENCHES, RECORD 1,300mm
1	MIG WELDER, FRONIUS VARIO STAR 247 415V
1	METAL DROP CUT SAW, MEP, MODEL: FALCON 275 COOLENT FEED, 415V
1	CABLE & BOLT CUTTERS, BOTH 800mm & CRIMPING TOOL, 850mm
1	PORTA POWER PUMP WITH CYLINDER RAM & HOSE
1	PORTA POWER PUMP WITH CYLINDER RAM & HOSE
1	SLIDING VERNIER, CALIPER, ETALON, ROCH 0-680mm (0-28") IN TIMBER CASE
1	MIG WIRE, ESAB OK TUBROD 15.151.2mm, 20kg 10 x BOXES, (4 x SPOOLS/BOX) AS NEW
1	MIG WELDER, TOOLEX DUAL PURPOSE 120N WITH GAS REG BOTTLE, HAND PIECE & LEADS 240V
1	ASSORTED ELECTRICAL/PLUMBING COMPRISING LED LIGHTING, SWITCHES, HWS REMOTE CONTROLLERS, WATER EXPANSION VALVES, REGULATORS, ETC
1	MASONRY SAW, MAKITA MOD: 5007NB 185mm, 240V
1	TIMBER SLAB TABLE, 2500 x 800 x 750mm (H)
1	2 x TOYOTA LANDCRUISER DIFF CENTRES SUIT 76 SERIES
1	TROLLEY JACK, KINGCROME 1,350kg CAP PNEUMATIC STAPLE/BRAD GUN, MASONRY DRILL BITS, TILE CUTTER, OVERALLS, AMMO BOX, ETC 1 x SHELF
1	PROJECTA BATTERY CHARGER, MOD: IC3500 12V/35AMP 7 STAGE SWITCH MODE WITH REMOTE

QTY	DESCRIPTION
1	WET & DRY VACUUM CLEANER/BLOWER, OZITO 2 IN 1 WITH HOSE & FITTINGS, 240V
1	OXY ACETYLENE SET INCLUDING REGULATORS, CUTTING & WELDING TORCHES
1	2 x TRAILER HITCHES, 55mm BALL HITCH & PIN UNIVERSAL HITCH WITH BRAKE MECHANISM
1	POWER EXTENSION CORDS, 2 x 415V, 4 PIN, 35 AMP & 2 x 240V
1	PNEUMATIC TOOL SET, BLACK RIDGE INCLUDING IMPACT DRIVER, POWER CHISEL, RIGHT ANGLES RATCHET & FITTINGS INC CARRY CASE
1	BENCH GRINDER, RYOBI MOD: HBG634 150mm, 240V
1	11.5 x BOXES POOL TILES, COTTO MOSAIC TILE CODE: 2SM-5496 48 x 48 x 4mm IN SHEETS 300 x 300mm, WITH EPOTEC 370 EPOXY CHEMICAL RESISTANT FINISH 4 LITRE PART 1 & 4 LITRE PART B 1 x PALLET
1	HITACHI CORDLESS TOOLS COMPRISING 1/4" IMPACT DRIVER, 12mm DRILL/DRIVER, DISC GRINDER/BISCUIT CUTTER, IN-COMPLETE, ETC WITH ROUTER & ORBITAL SANDER, 240V
1	4 x GREASE GUNS, GROZ & ECHO HEDGE TRIMMER, PETROL
1	CHAINSAW, STIHL MOD: FARM BOSS 034 BAR LENGTH: 600mm
1	2 x CHAINSAWS, ROK MOD: 150-76-50529 & 150-76-50508 WITH 355 & 450mm BARS
1	2 x CHAINSAWS, ROCKWELL MOD: RG8387 & 5200 WITH 450 & 550mm BARS
1	2 x CHAINSAWS, DOLMAR MOD: 118SI BAR LENGTH: 500mm & BUSHRANGER MOD: CS5610 BAR LENGTH: 480mm
1	3 x CHAINSAWS, YARD FORCE 1 @ 420mm BAR OTHER 2 NO BARS

QTY	DESCRIPTION
1	PEDESTAL GRINDER, RYOBI MOD: HRGGR 250mm, 240V
1	WORK LIGHTS, MITRE GUIDE HAND SAW, 2 x ELECTRICAL EXTENSION LEADS, 10m, 240V IEC 309 PLUG & SOCKET HINGES, FLURO TUBES, ETC 1 x PALLET
1	FRICTION CUT OFF SAW, GMC, 355mm, CIRCULAR SAW, GMC MOD: MX2350 235mm, MAKITA GRINDER, 9" & RUPES POLISHER, 180mm, 240V
1	MESH FENCING WIRE, HARDAZ, BIRD & CHICKEN, GALV STEEL, 4 x ROLLS, 1200mm x 30m WITH LARGE QUANTITY BARBED STAPLES, 3 x BOXES & 2 x TUBS 1 x PALLET
1	HARDWARE INCLUDING HINGES, NAILS, DOOR LEVER SETS, ETC 1 x PALLET
1	WORK BENCH, 9500 x 2300 x 900mm (H), HEAVY DUTY STEEL, PLATE TOP, 2 TIER
1	6 x JERRY CANS, POLY, 20 TO 5 LITRE, JUMPER CABLES, 2 x WEATHERPROOF GPO'S, CAR STOP WEDGES, MULTI BIT SET, HITACHI, BATH/SHOWER MIXER TAPS, ETC 1 x PALLET
1	2 x GALV STEEL WIRE MESH ROLLS, HEAVY DUTY ROLL WIDTH: 2200mm 1 x PALLET
1	LIGHTWEIGHT INDUSTRIAL MESH, GALV STEEL 115 x 100mm MESH APERTURES, 12 x ROLLS 1 x PALLET
1	STEEL WORK BENCH WITH BACK STOP, 2 DOOR & 2 DRAWER UNDERBENCH STORAGE, SIZE: 1830 x 870 x 930mm(H)
1	3 x GALV STEEL MESH SHEETS 1000 x 2400mm APPROX 1 x PALLET
1	3 x GALV STEEL SLIDING GATE/FENCE SECTIONS HEAVY DUTY, 1630mm (H) 2 @ 3900mm & 1 @ 2200mm

QTY	DESCRIPTION
1	PALLET RACKING COMPRISING: 6 x UPRIGHTS, 4500 (H) x 1080mm (W) 18 x CROSS BEAMS, 2740mm
1	A-FRAME RACK, HEAVY DUTY STEEL FREE STANDING, DOUBLE SIDED 2400 x 1440 x 2420mm (H)
	
1	INTERNAL PARTITIONING & SCREENING SYSTEM HOARDFAST PANELS, PVC, MODULAR, FREE STANDING VARIOUS SIZES FROM 3000 x 300 (W) x 30mm THICK TO 3000 x 1200 (W) x 35mm THICK USED FOR TEMPORARY WALLS 50 (APPROX) x BASE PLATE SUPPORT POSTS 107 (APPROX) x BASE WEIGHTS WITH JOINERS 2 x PALLETS & 1 x STILLAGE (STILLAGE NOT INCLUDED)
	
1	UTILITY TRADE/SERVICE BODY, PACIFIC BODYWORKS WHITE, ALLOY CONSTRUCTION FITTED WITH 7 x ASSORTED STORAGE COMPARTMENTS WITH LOCKABLE DOORS, SLIDE OUT DRAWERS & SHELVING, ROOF RACKS & OPEN CENTRE AREA, 2000 x 850mm TOTAL SIZE OF BODY: 2040 x 1860 x 1150mm (H)
	
1	ASSORTED LED VEHICLE LIGHTS, 12/24V & 2 x MAXUS RATCHET STRAPS, 2500kg x 9m (L)
1	2 x ALLOY A-FRAME STANDS/LADDERS, 3700mm (H)
1	MAG RIMS, SUIT HONDA, ACCESS MATCHING PAIR, 16" AS NEW
1	4 x MAG RIMS, SUIT HONDA, ACCESS 16" AS NEW
1	PLASTIC DAM LINER SHEET, 1 x ROLL 2070mm (W) 1 x PALLET
1	STAINLESS STEEL SINKS, 2 x TWIN BOWL & 1 x SINGLE BOWL 1 x PALLET

QTY	DESCRIPTION
1	ROOF RACK, STEEL & ALLOY CONSTRUCTION 3100 x 1350mm HEAVY DUTY
1	HAY BALE CARRY ALL ATTACHMENT, SUIT TRACTOR 3PTL, SUIT ROUND BALES x 3 2940 x 1300 x 2100mm (H)
1	HOPPER BIN, HEAVY DUTY STEEL WITH BOTTOM DROP CHUTE, 1300 x 870 x 770mm (H)
1	HOPPER BIN, HEAVY DUTY STEEL WITH BOTTOM DROP CHUTE, 1000 x 870 x 770mm (H)
1	14 x POWER SUPPLIES, 240V TO DC 5U-42 AMP & 12V-38 AMP
1	2 x PLOUGH ATTACHMENTS, VINTAGE, 1 x HORSE DRAWER & 1 x TRACTOR MOUNT